

ENGLISH LANGUAGE ARTS




MATHEMATICS

SCIENCE

SOCIAL STUDIES

ACHIEVEMENT LEVELS

SCORES, TARGETS, AND FLAGS

	SCORE	TARGET	FLAG
ALL STUDENTS 100.00% Participation Rate	41.35	51.00	
AMERICAN INDIAN / ALASKAN NATIVE N/A Participation Rate	N/A	N/A	
ASIAN / PACIFIC ISLANDER Too Few Students Participation Rate	Too Few Students	N/A	
BLACK Too Few Students Participation Rate	Too Few Students	N/A	
HISPANIC Too Few Students Participation Rate	Too Few Students	N/A	
MULTI-RACIAL Too Few Students Participation Rate	Too Few Students	N/A	
WHITE 100.00% Participation Rate	40.92	54.61	
ECONOMICALLY DISADVANTAGED 100.00% Participation Rate	38.04	42.85	
ENGLISH LEARNERS Too Few Students Participation Rate	Too Few Students	N/A	
STUDENTS WITH DISABILITY 100.00% Participation Rate	26.47	15.77	