



Screening Report School Benchmark

Special Education¹

Printed Wednesday, March 13, 2019 1:43:24 PM

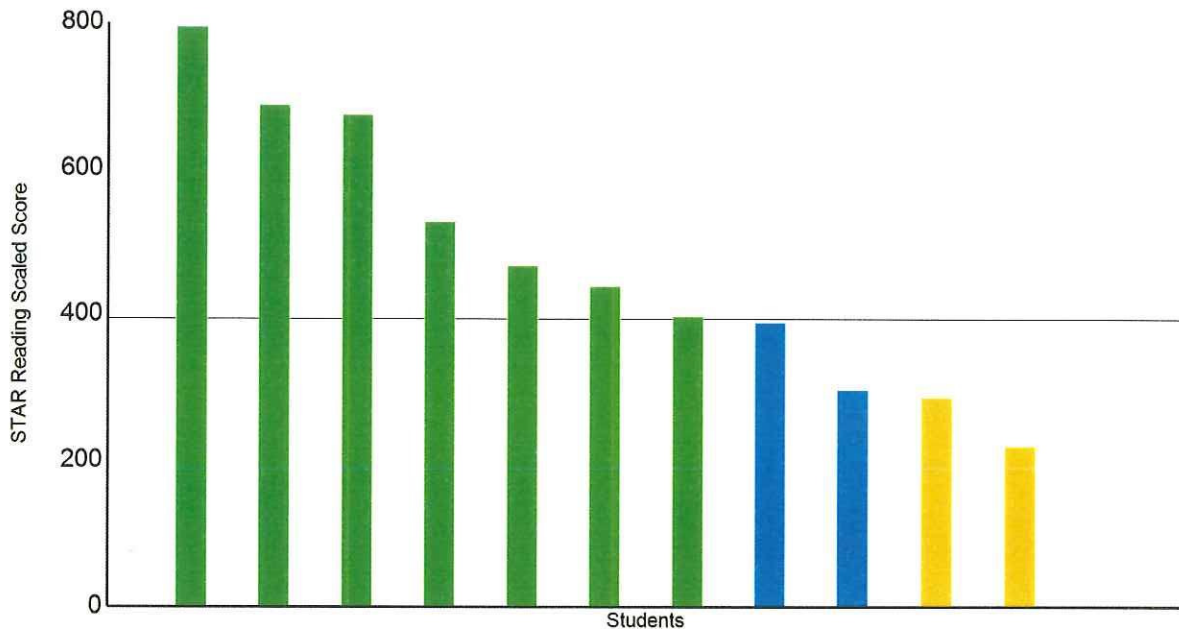
School: Martin Warren Elementary

Reporting Period: 1/22/2019 - 2/21/2019
(Winter)

Report Options

Reporting Parameter Group: All Demographics [Default]

Grade: 3



Categories / Levels	Benchmark		Students	
	Scaled Score	Percentile Rank	Number	Percent
At/Above Benchmark				
■ At/Above Benchmark	At/Above 394 SS	At/Above 50 PR	7	64%
Category Total			7	64%
Below Benchmark				
■ On Watch	Below 394 SS	Below 50 PR	2	18%
■ Intervention	Below 294 SS	Below 25 PR	2	18%
■ Urgent Intervention	Below 213 SS	Below 10 PR	0	0%
Category Total			4	36%
Students Tested			11	

Key questions to ask based on this and other information: Are you satisfied with the number of students at the highest level of performance? Next, consider the level or score that indicates proficiency. Which students just above proficiency are you "worried about" and what support within or beyond core instruction is warranted? What support is needed for students just below? Do all students represented by your lowest level need urgent intervention?

^aEst. ORF: Estimated Oral Reading Fluency is only reported for tests taken in grades 1-4.

^bThis student is enrolled in multiple STAR Reading classes.

^cThis student was given additional time to complete the test.

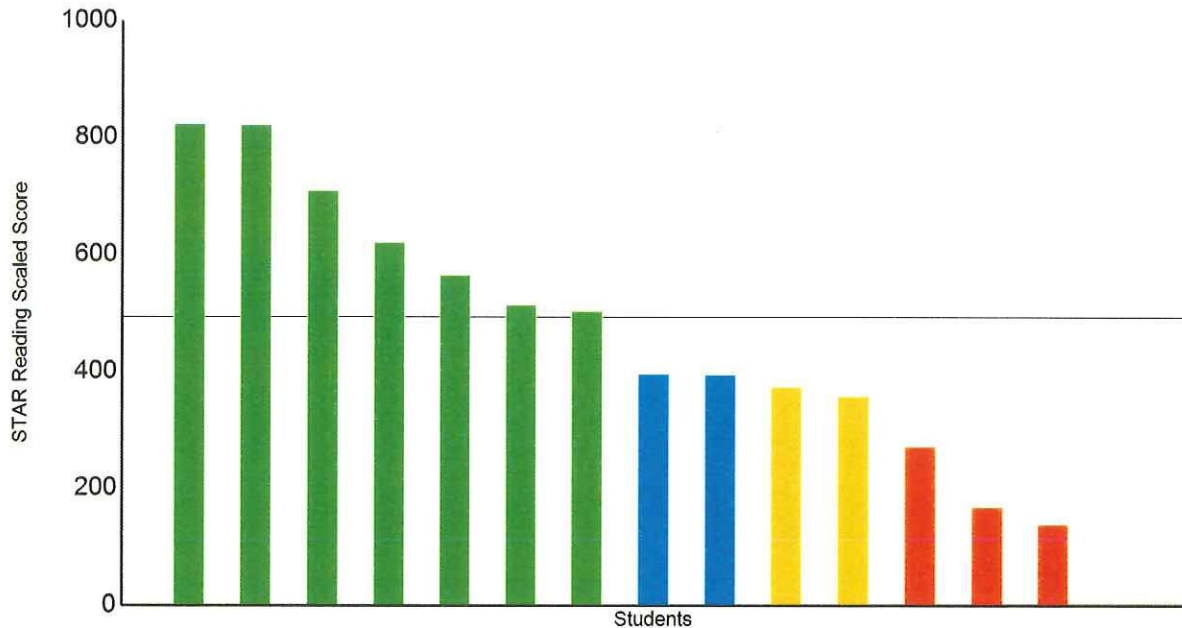
^dBenchmark adjusted for time of year using student growth norms

^eThe norms used for this test were from prior to the re-norming done in 2017

^fTest date impacts PR. As a result, students with the same SS can have different PR scores and may fall into different screening categories.

A Lexile Measure *below* BR400L is reported for progress monitoring purposes only. A score below BR400L should not be used to match readers with text, therefore a Lexile range will not be reported.

Grade: 4



Categories / Levels	Benchmark		Students	
	Scaled Score	Percentile Rank	Number	Percent
At/Above Benchmark				
■ At/Above Benchmark	At/Above 494 SS	At/Above 50 PR	7	50%
Category Total			7	50%
Below Benchmark				
■ On Watch	Below 494 SS	Below 50 PR	2	14%
■ Intervention	Below 380 SS	Below 25 PR	2	14%
■ Urgent Intervention	Below 292 SS	Below 10 PR	3	21%
Category Total			7	50%
Students Tested			14	

Key questions to ask based on this and other information: Are you satisfied with the number of students at the highest level of performance? Next, consider the level or score that indicates proficiency. Which students just above proficiency are you "worried about" and what support within or beyond core instruction is warranted? What support is needed for students just below? Do all students represented by your lowest level need urgent intervention?

^aEst. ORF: Estimated Oral Reading Fluency is only reported for tests taken in grades 1-4.

^bThis student is enrolled in multiple STAR Reading classes.

^cThis student was given additional time to complete the test.

^dBenchmark adjusted for time of year using student growth norms

^eThe norms used for this test were from prior to the re-norming done in 2017

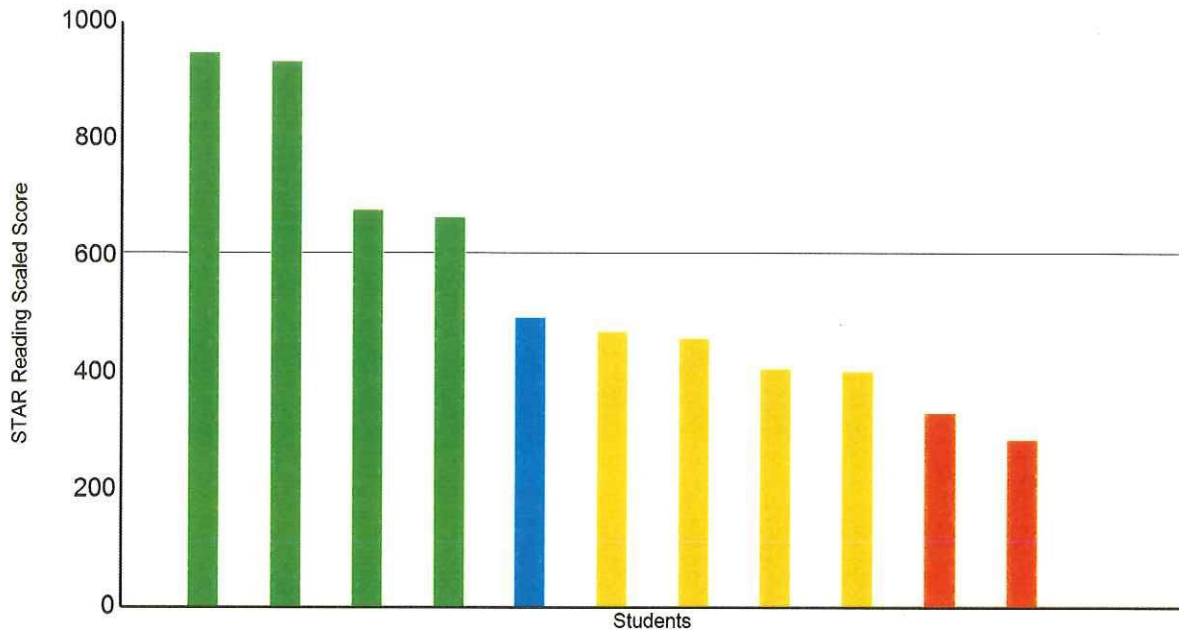
^fTest date impacts PR. As a result, students with the same SS can have different PR scores and may fall into different screening categories.

A Lexile Measure *below* BR400L is reported for progress monitoring purposes only. A score below BR400L should not be used to match readers with text, therefore a Lexile range will not be reported.

School: Martin Warren Elementary

Reporting Period: 1/22/2019 - 2/21/2019
(Winter)

Grade: 5



Categories / Levels	Benchmark		Students	
	Scaled Score	Percentile Rank	Number	Percent
At/Above Benchmark				
■ At/Above Benchmark	At/Above 606 SS	At/Above 50 PR	4	36%
Category Total			4	36%
Below Benchmark				
■ On Watch	Below 606 SS	Below 50 PR	1	9%
■ Intervention	Below 472 SS	Below 25 PR	4	36%
■ Urgent Intervention	Below 369 SS	Below 10 PR	2	18%
Category Total			7	64%
Students Tested			11	

Key questions to ask based on this and other information: Are you satisfied with the number of students at the highest level of performance? Next, consider the level or score that indicates proficiency. Which students just above proficiency are you "worried about" and what support within or beyond core instruction is warranted? What support is needed for students just below? Do all students represented by your lowest level need urgent intervention?

^aEst. ORF: Estimated Oral Reading Fluency is only reported for tests taken in grades 1-4.

^bThis student is enrolled in multiple STAR Reading classes.

^cThis student was given additional time to complete the test.

^dBenchmark adjusted for time of year using student growth norms

^eThe norms used for this test were from prior to the re-norming done in 2017

^fTest date impacts PR. As a result, students with the same SS can have different PR scores and may fall into different screening categories. A Lexile Measure *below* BR400L is reported for progress monitoring purposes only. A score below BR400L should not be used to match readers with text, therefore a Lexile range will not be reported.