

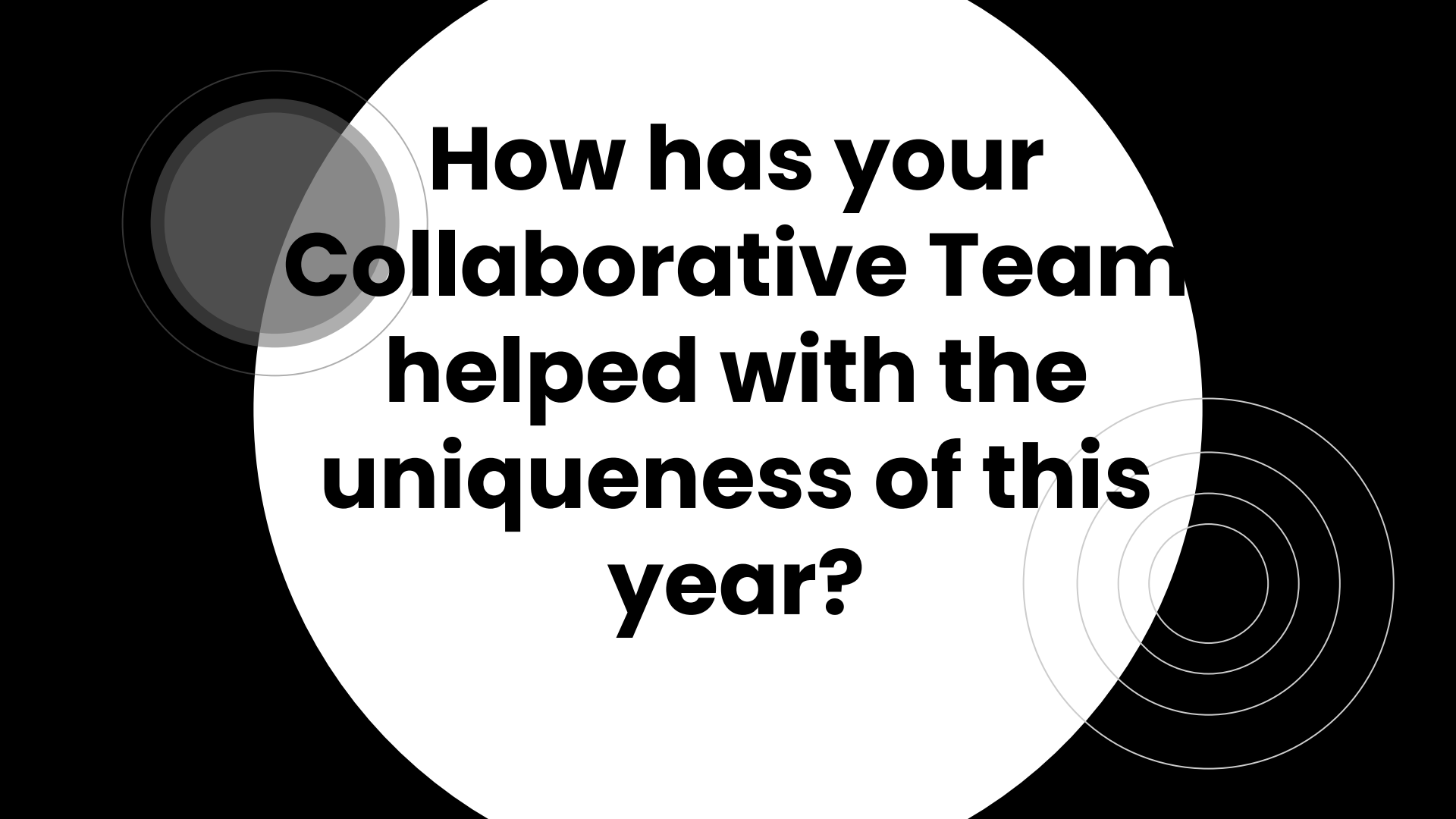


Level C Multi-School Collaborative Teams



Norms

- ❖ Camera On
- ❖ Be an active participant
- ❖ Share your thoughts
- ❖ Assume Positive Intent- We're all in this together!
- ❖ Be present



**How has your
Collaborative Team
helped with the
uniqueness of this
year?**

Goals of Level C Collaborative Teams:


- Collaborate horizontally across campuses to support teachers and improve instruction based on student results.
- Create an ongoing Collaborative Team to support teachers in this unique classroom setting.



Today's Learning Intentions:

I am learning to....

- Determine the Logistics of Level C Multi-School Collaborative Teams
- Use protocols for Collaborative Team efficiency
- Guide my Collaborative Team through early release team time



Homebound
Adaptive PE
4th Grade ELA
Software & App Design
Preschool
8th Grade Science Renaissance
Interior Design
6th Grade Science AFROTC
Community Ed Preschool 6th Grade ELA
6th Grade Social Studies Graphic Design
Media
Multi-School Collaborative Teams
Law Enforcement 8th Grade Social Studies Physical Therapy
5th Grade Math Spanish 7th Grade Science
5th Grade ELA Vision Counselor Science Speech
Early Childhood Ed 4th Grade Social Studies Occupational Therapy 5th Grade Strategists
5th Grade Social Studies Art
Action Lab 4th Grade Social Studies
Big History Project Finance
Visual Arts
Hearing Band
General Music/Chorus
6th Grade Math Engineering
Marketing
Band/Choir
4th Grade Math
Psychologists

Logistics

Locations-

To Be Determined by Multi-School
Collaborative Team

In-person- Rotate School Location

OR

Zoom



Protocols



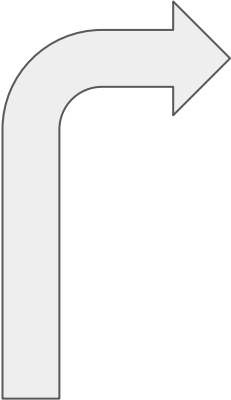
ROLES

Agenda
Template

Shared Drive

How Can Each of These Help Efficiency Within a Collaborative Team? Roles, Agenda, Shared Drive

Professional Learning Community- Collaborative Team Guiding Questions



Q1. What do we want all students to know and be able to do?

Unwrap Standards, Align Content

Q2. How will we know students have learned?

Q2a. What instructional practice will produce our best results?

Create CFA, Analyze Data, Tier 1 strategies

Q4. What do we do when students have already shown mastery?

Targeted Extensions


Q3. What will we do if students have not learned?

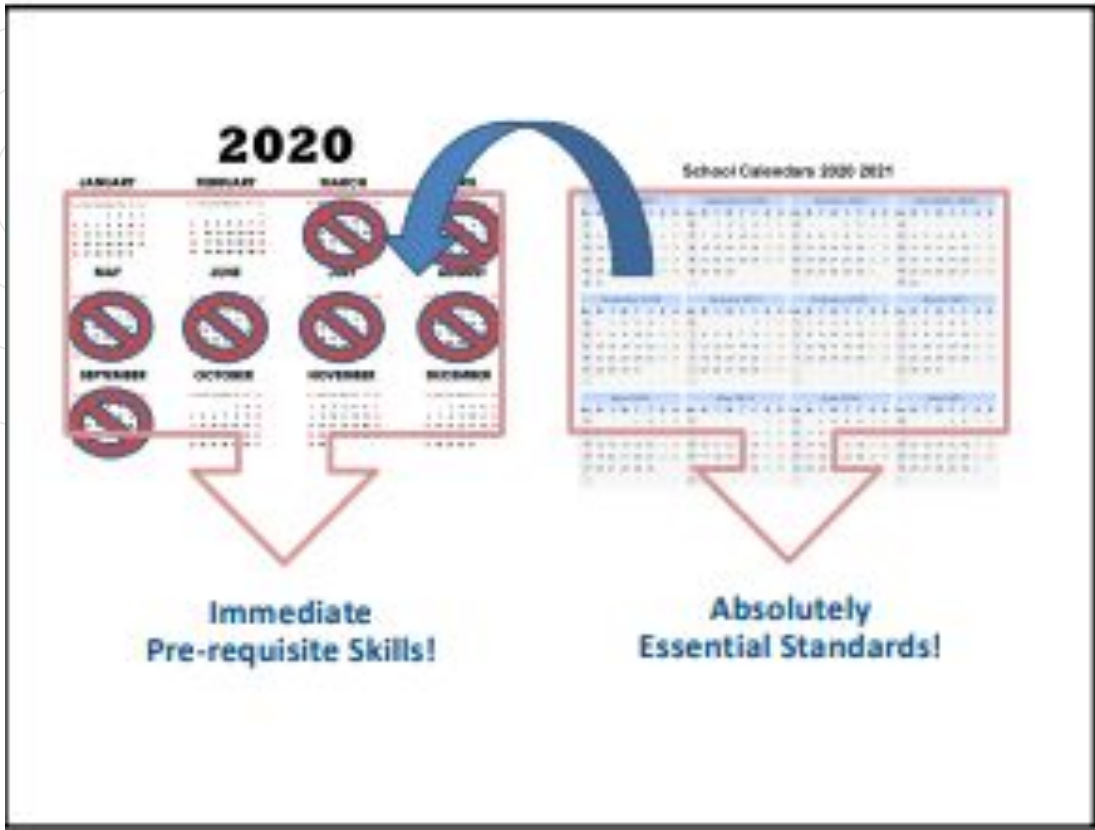
Reteach Opportunity, Targeted Interventions



Essentials:


- Absolutely Necessary
- Students cannot leave this grade level without





Check For Understanding of Learning Intentions

- Daily Checks for Understanding
- Common Formative Assessment
 - a. What's Your Plan?
 - b. What will you use? (remember essentials!)




Other Topics of Collaboration:

- BAT Cave Resources
- Behavior Plans
- Modifications/Accommodations
- Creating Flow Charts

Support Opportunities

- Itinerant Staff
- Consult on Curriculum
- Managing Paraprofessionals
- BAT Team



Resources/Templates...

Progress Monitoring

Collaborative Team Meeting Documentation


Collaboration Time Tasks:

1. Each team member share a personal or professional success you have seen in the last month. And share one aspect you are looking forward to within the newly formed Level C Collaborative Team.
2. Decide on Zoom or In Person meetings. If Zoom, create your zoom link.
3. Share ideas/thoughts for team topics of collaboration.
4. Create your agenda for January 29th

Next Level C Collaborative Team is January 29th

Level C
Multi-School Collaborative Teams

School Configurations
Teacher Configurations



Questions???

amy.moore@dvusd.org