



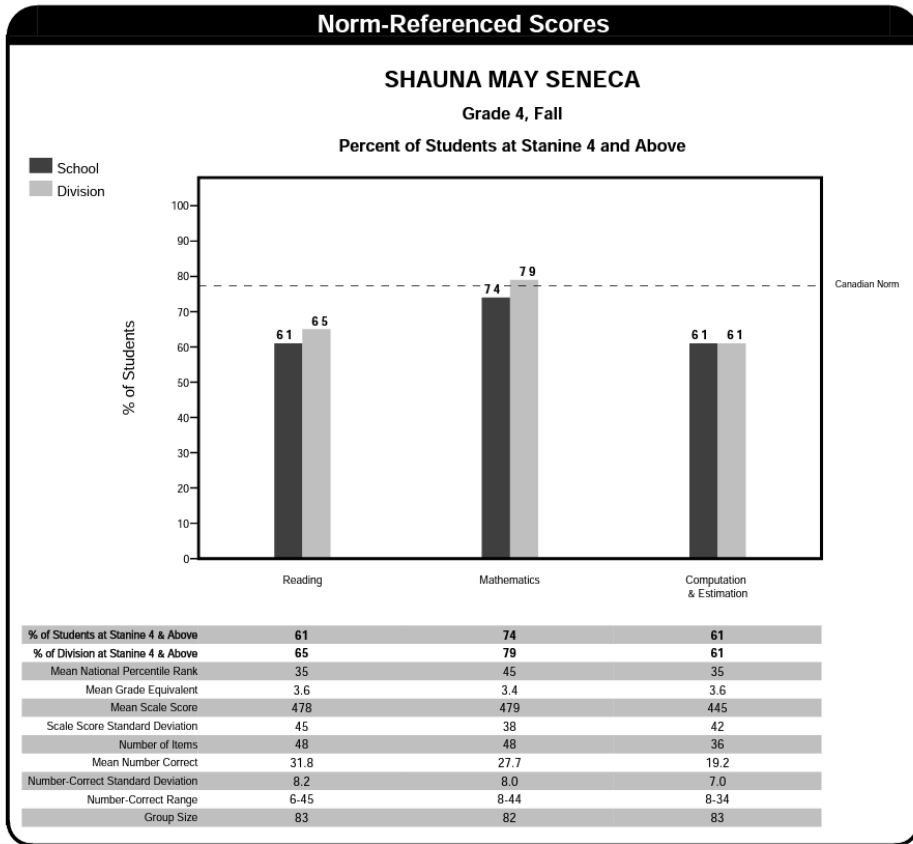
SHAUNA MAY SENECA

CAT 4 Data Fall / Spring 2022 - 2023

Bob Carter, Principal
bob.carter@epsb.ca

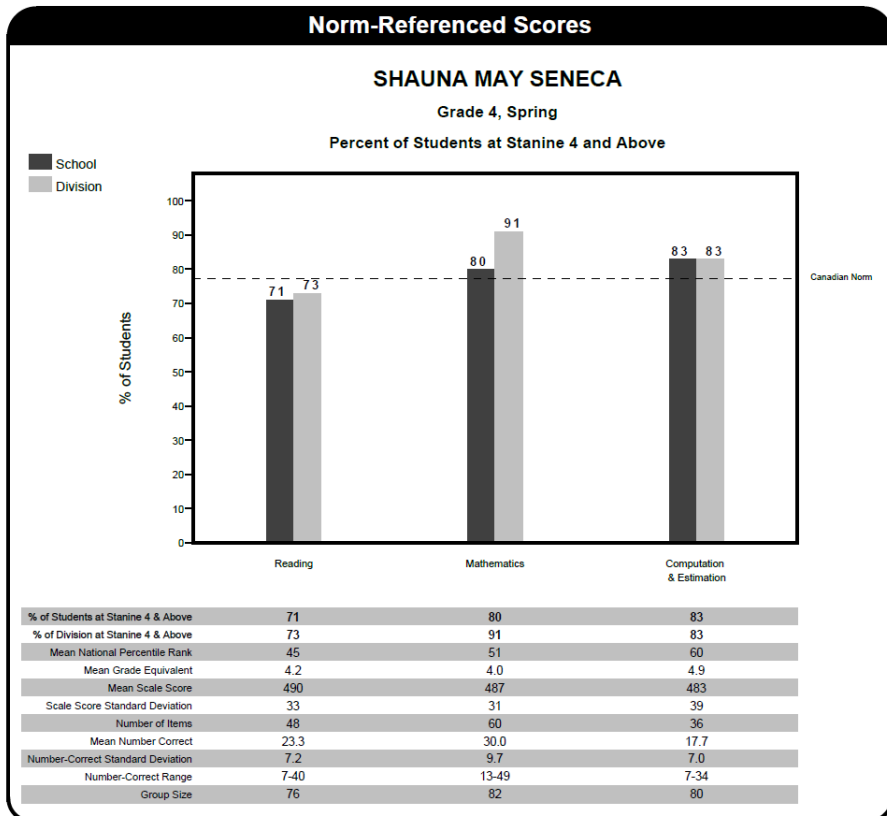
School Administrator's Summary

Grade: 4.0
 Level: 13
 Test Date: 2022/09/29
 School: SHAUNA MAY SENECA
 Division: EPSB
 Job#: 36154 - 62261



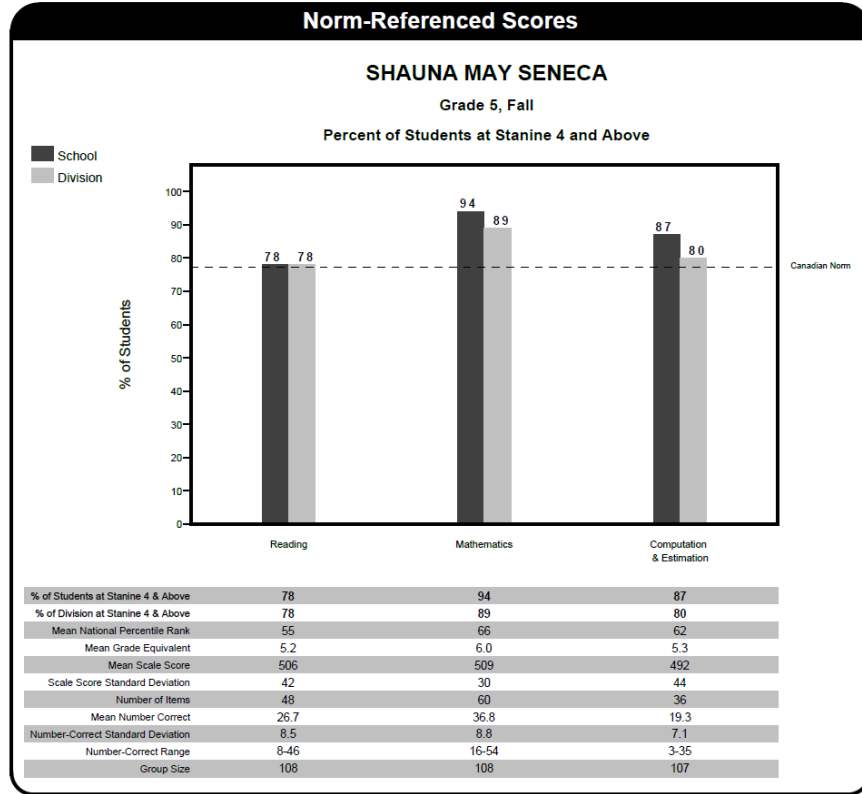
School Administrator's Summary

Grade: 4.8
 Level: 14
 Test Date: 2023/05/12
 School: SHAUNA MAY SENECA
 Division: EPSB
 Job#: 36314 - 62686



School Administrator's Summary

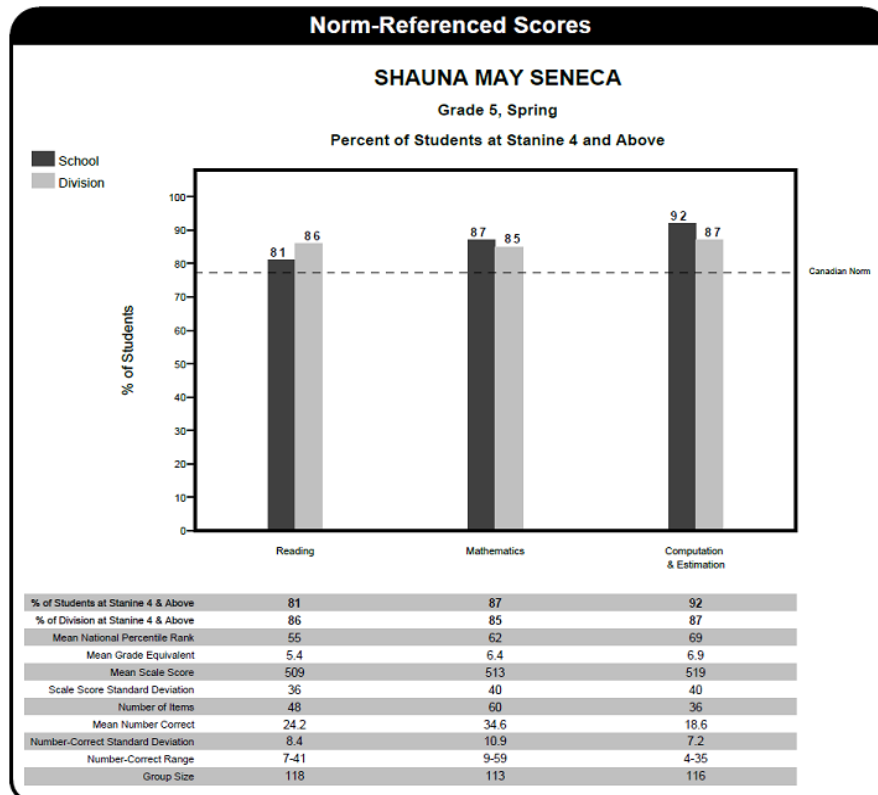
Grade: 5.0
 Level: 14
 Test Date: 2022/09/29
 School: SHAUNA MAY SENECA
 Division: EPSB
 Job#: 36205 - 62433



(page 1 of 6)

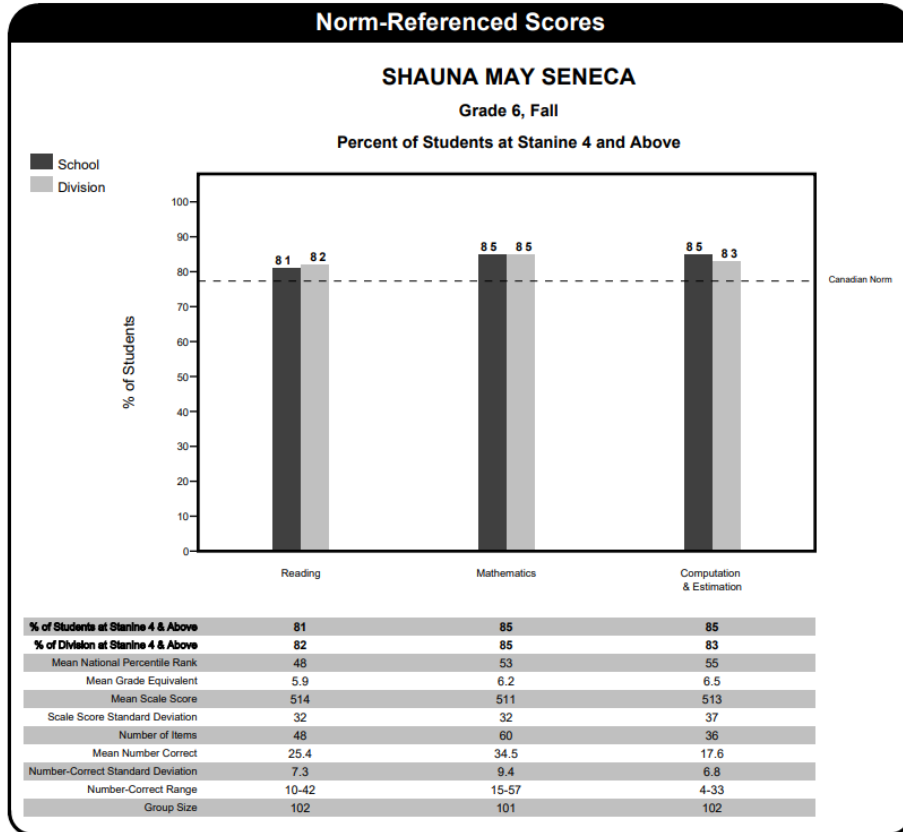
School Administrator's Summary

Grade: 5.8
 Level: 15
 Test Date: 2023/05/12
 School: SHAUNA MAY SENECA
 Division: EPSB
 Job#: 36254 - 62391



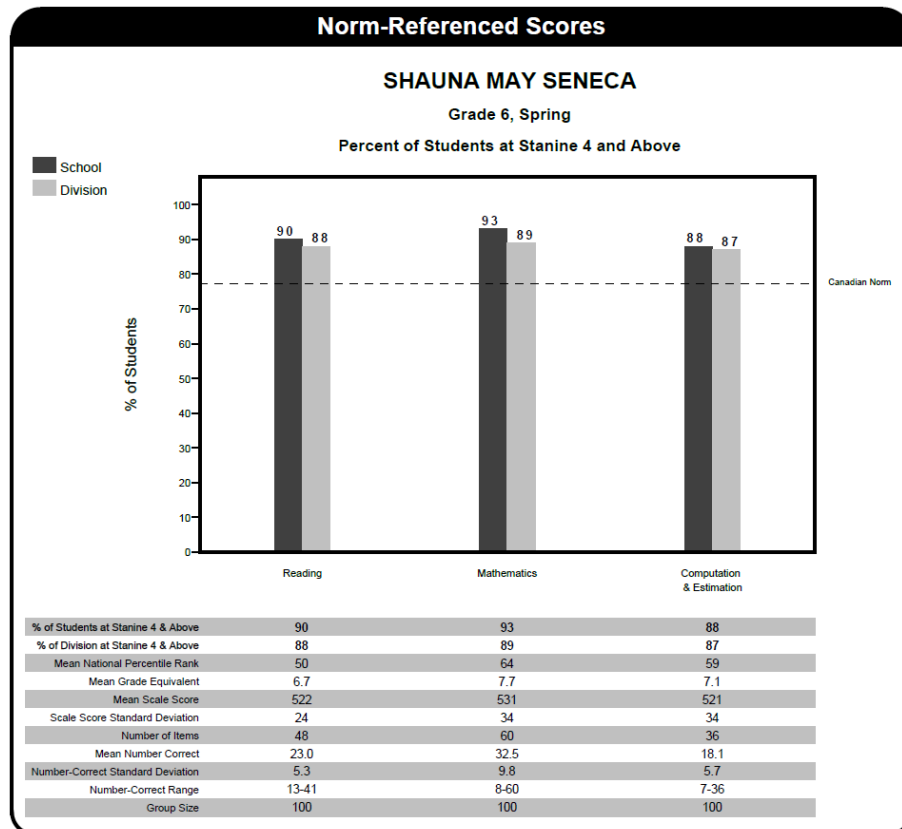
School Administrator's Summary

Grade: 6.0
 Level: 15
 Test Date: 2022/09/29
 School: SHAUNA MAY SENECA
 Division: EPSB
 Job#: 36155 - 62266



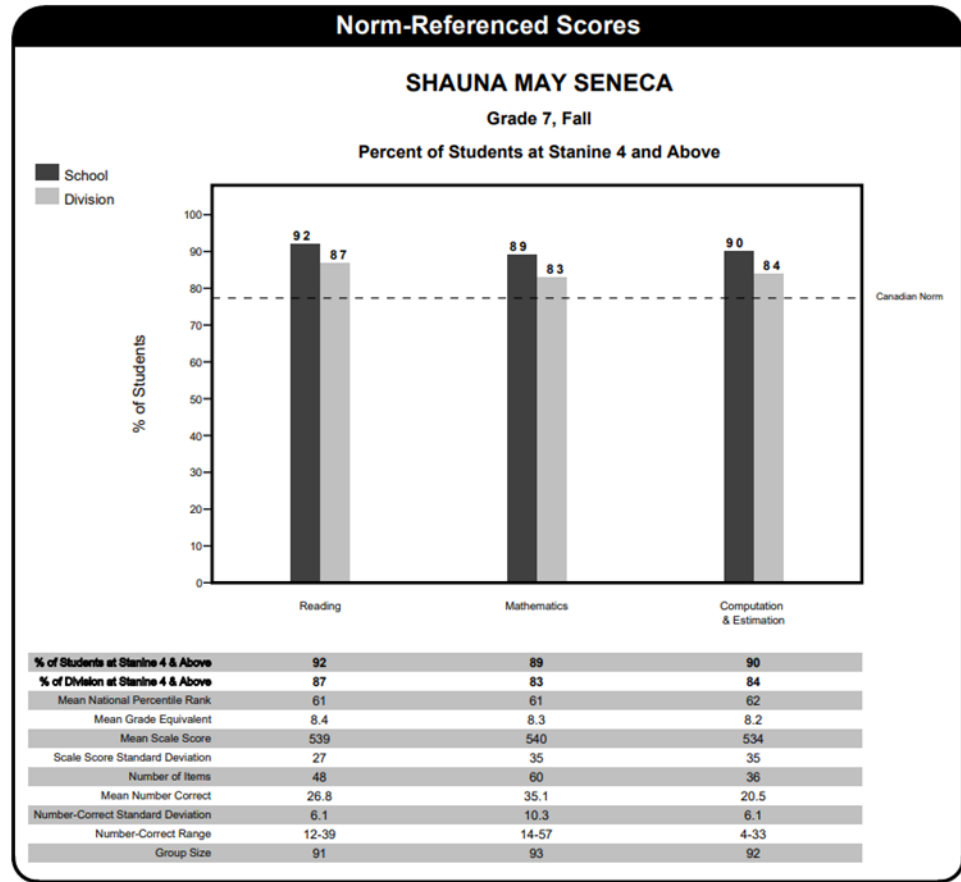
School Administrator's Summary

Grade: 6.8
 Level: 16
 Test Date: 2023/05/12
 School: SHAUNA MAY SENECA
 Division: EPSB
 Job#: 36315 - 62681



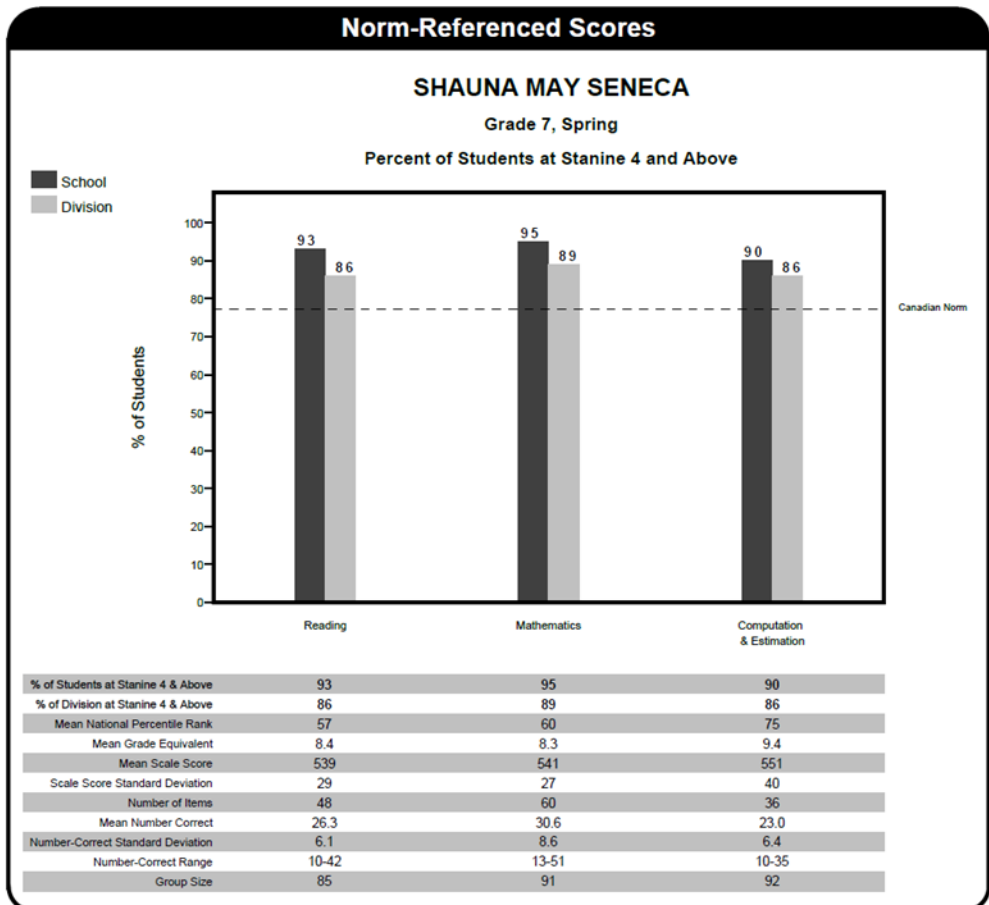
School Administrator's Summary

Grade: 7.0
 Level: 16
 Test Date: 2022/09/29
 School: SHAUNA MAY SENECA
 Division: EPSB
 Job#: 36206 - 62438



School Administrator's Summary

Grade: 7.8
 Level: 17
 Test Date: 2023/05/12
 School: SHAUNA MAY SENECA
 Division: EPSB
 Job#: 36255 - 62386



School Administrator's Summary

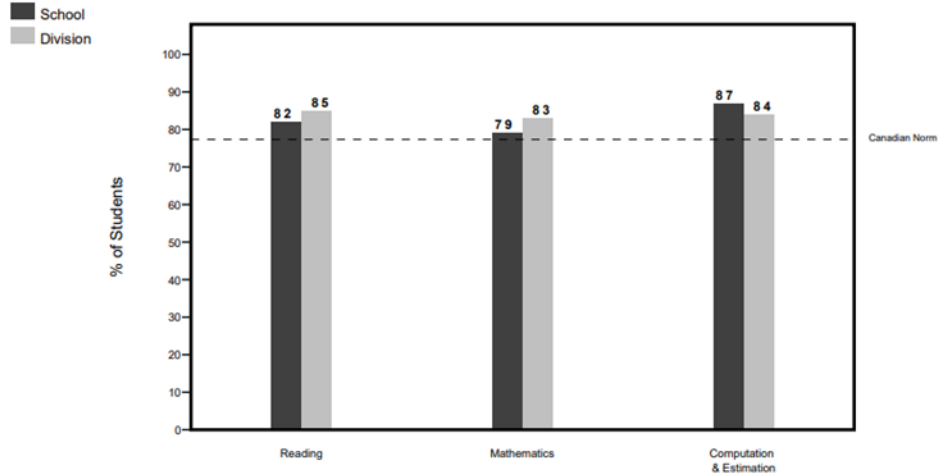
Grade: 8.0
 Level: 17
 Test Date: 2022/09/29
 School: SHAUNA MAY SENECA
 Division: EPSB
 Job#: 36156 - 62271

Norm-Referenced Scores

SHAUNA MAY SENECA

Grade 8, Fall

Percent of Students at Stanine 4 and Above



% of Students at Stanine 4 & Above	82	79	87
% of Division at Stanine 4 & Above	85	83	84
Mean National Percentile Rank	55	51	71
Mean Grade Equivalent	8.8	8.4	9.6
Mean Scale Score	543	542	554
Scale Score Standard Deviation	30	36	49
Number of Items	48	60	36
Mean Number Correct	27.1	31.1	23.2
Number-Correct Standard Deviation	6.4	10.8	7.2
Number-Correct Range	12-38	8-56	3-36
Group Size	83	84	85

School Administrator's Summary

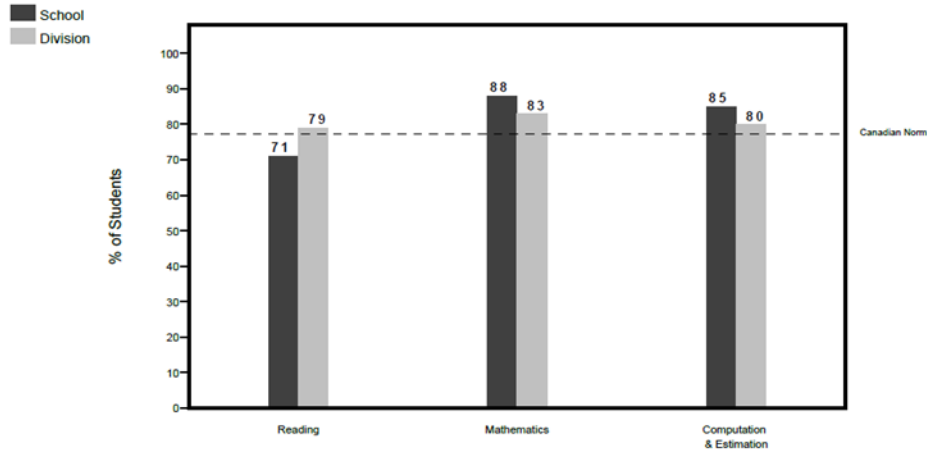
Grade: 8.8
 Level: 18
 Test Date: 2022/05/13
 School: SHAUNA MAY SENECA
 Division: EPSB
 Job#: 36159 - 62303

Norm-Referenced Scores

SHAUNA MAY SENECA

Grade 8, Spring

Percent of Students at Stanine 4 and Above



% of Students at Stanine 4 & Above	71	88	85
% of Division at Stanine 4 & Above	79	83	80
Mean National Percentile Rank	44	43	61
Mean Grade Equivalent	8.4	8.3	9.6
Mean Scale Score	539	540	554
Scale Score Standard Deviation	39	25	43
Number of Items	48	60	36
Mean Number Correct	26.6	25.5	19.8
Number-Correct Standard Deviation	8.3	7.9	7.4
Number-Correct Range	6-41	4-49	1-33
Group Size	68	72	72

School Administrator's Summary

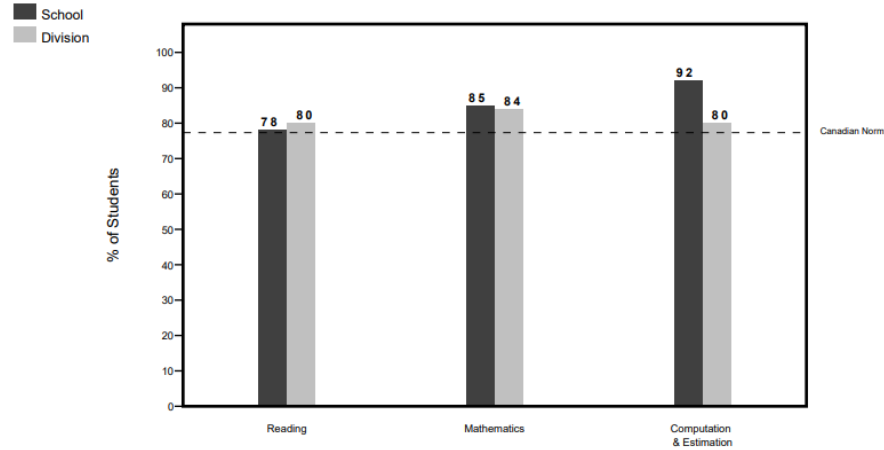
Grade: 9.0
 Level: 18
 Test Date: 2022/09/29
 School: SHAUNA MAY SENECA
 Division: EPSB
 Job#: 36207 - 62443

Norm-Referenced Scores

SHAUNA MAY SENECA

Grade 9, Fall

Percent of Students at Stanine 4 and Above



% of Students at Stanine 4 & Above	78	85	92
% of Division at Stanine 4 & Above	80	84	80
Mean National Percentile Rank	47	54	75
Mean Grade Equivalent	9.2	9.1	10.5
Mean Scale Score	549	552	569
Scale Score Standard Deviation	38	29	43
Number of Items	48	60	36
Mean Number Correct	28.7	29.1	22.2
Number-Correct Standard Deviation	8.0	9.2	7.3
Number-Correct Range	10-41	10-56	5-35
Group Size	72	72	73

School Administrator's Summary

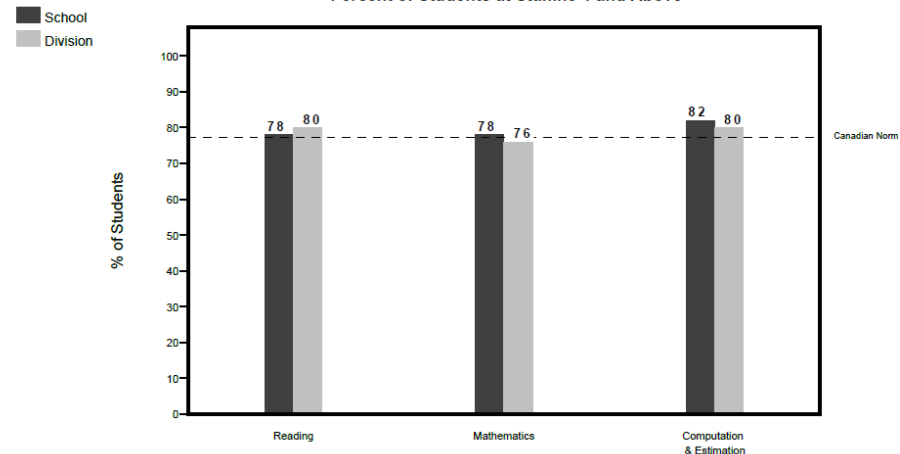
Grade: 9.8
 Level: 19
 Test Date: 2022/05/13
 School: SHAUNA MAY SENECA
 Division: EPSB
 Job#: 36108 - 62150

Norm-Referenced Scores

SHAUNA MAY SENECA

Grade 9, Spring

Percent of Students at Stanine 4 and Above



% of Students at Stanine 4 & Above	78	78	82
% of Division at Stanine 4 & Above	80	76	80
Mean National Percentile Rank	50	52	60
Mean Grade Equivalent	9.8	9.9	10.6
Mean Scale Score	556	565	571
Scale Score Standard Deviation	34	34	42
Number of Items	48	60	36
Mean Number Correct	27.4	28.7	20.1
Number-Correct Standard Deviation	7.4	10.1	7.2
Number-Correct Range	13-43	14-56	6-36
Group Size	63	54	57

