

ENGLISH LANGUAGE ARTS




MATHEMATICS

SCIENCE

SOCIAL STUDIES

ACHIEVEMENT LEVELS

SCORES, TARGETS, AND FLAGS

	SCORE	TARGET	FLAG
ALL STUDENTS 100.00% Participation Rate	52.68	51.37	
AMERICAN INDIAN / ALASKAN NATIVE N/A Participation Rate	N/A	N/A	
ASIAN / PACIFIC ISLANDER Too Few Students Participation Rate	Too Few Students	N/A	
BLACK Too Few Students Participation Rate	Too Few Students	N/A	
HISPANIC Too Few Students Participation Rate	Too Few Students	N/A	
MULTI-RACIAL Too Few Students Participation Rate	Too Few Students	N/A	
WHITE 100.00% Participation Rate	53.79	53.63	
ECONOMICALLY DISADVANTAGED 100.00% Participation Rate	47.83	42.85	
ENGLISH LEARNERS Too Few Students Participation Rate	Too Few Students	N/A	
STUDENTS WITH DISABILITY 100.00% Participation Rate	29.41	15.77	