

## Proficiency RISE 2018-2019

3rd: ELA-58.6% for Herriman  
ELA-47% for the District  
Math-53.9% for Herriman  
Math-49% for the District

4th: ELA-52.6% for Herriman  
ELA-47% for the District  
Math-55.3% for Herriman  
Math-50% for the District  
Science-60% for Herriman  
Science-53% for the District

5th: ELA-57.9% for Herriman  
ELA-47% for the District  
Math-70.8% for Herriman  
Math-51% for the District  
Science-80.8% for Herriman  
Science-51% for the District

6th: ELA-62.5% for Herriman  
ELA-48% for the District  
Math-50.8% for Herriman  
Math-41% for the District  
Science-69.5% for Herriman  
Science-55% for the District




## Proficiency RISE 2020-2021

3rd: ELA-54% for Herriman  
ELA-44% for the District  
Math-72% for Herriman  
Math-47% for the District

4th: ELA-55% for Herriman  
ELA-39% for the District  
Math-67% for Herriman  
Math-45% for the District  
Science-60% for Herriman  
Science-44% for the District

5th: ELA-63% for Herriman  
ELA-46% for the District  
Math-66% for Herriman  
Math-46% for the District  
Science-66% for Herriman  
Science-42% for the District

6th: ELA-63% for Herriman  
ELA-47% for the District  
Math-52% for Herriman  
Math-34% for the District  
Science-71% for Herriman  
Science-54% for the District



# SCHOOL