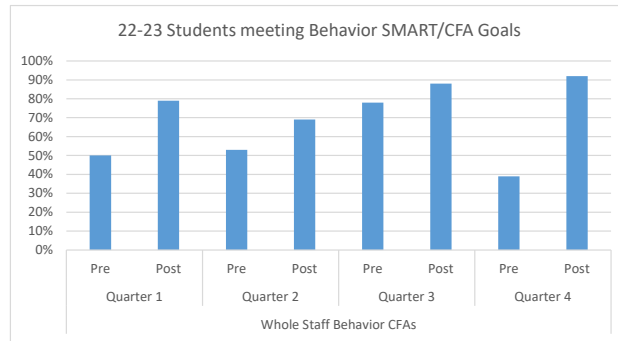
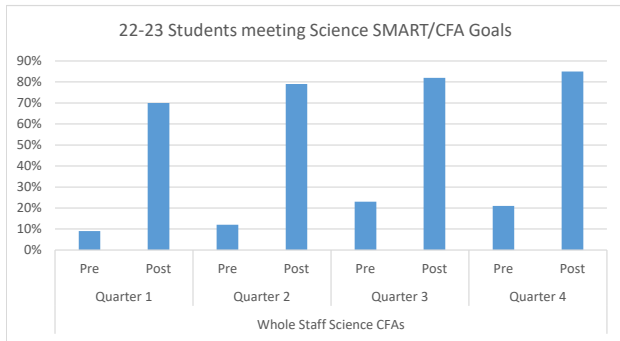
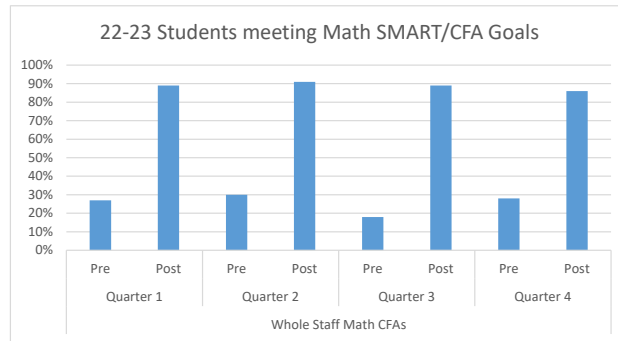
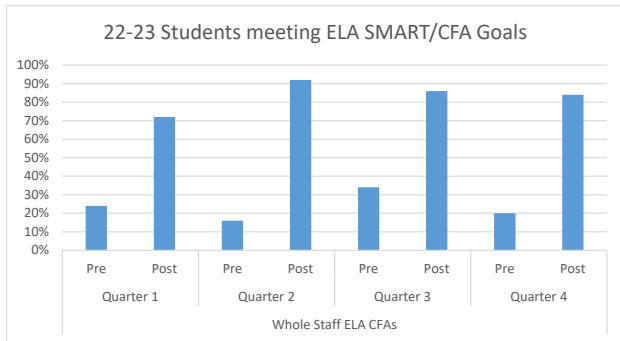


# SPP SMART Goal Data: 2022-2023

SPP: CFA Data Based on our 4 SMART Goals/CFA by Quarter

**Goals: 85% or higher ELA & Behavior, 90% or higher for Math & Science**

Grade Level	1st Quarter								2nd Quarter								3rd Quarter								4th Quarter							
	ELA		Math		Science		Behavior		ELA		Math		Science		Behavior		ELA		Math		Science		Behavior		ELA		Math		Science		Behavior	
	PRE	POST	PRE	POST	PRE	POST	PRE	POST	PRE	POST	PRE	POST	PRE	POST	PRE	POST	PRE	POST	PRE	POST	PRE	POST	PRE	POST	PRE	POST	PRE	POST	PRE	POST	PRE	POST
Kinder	25%	85%	15%	90%	5%	91%	50%	79%	0%	100%	45%	90%	8%	94%	8%	59%	67%	88%	33%	83%	40%	94%	58%	83%	39%	80%	42%	87%	19%	96%	44%	94%
1st	65%	93%	75%	90%	20%	46%	50%	79%	37%	96%	54%	83%	25%	96%	47%	81%	27%	82%	13%	89%	15%	80%	80%	93%	25%	93%	64%	91%	59%	97%	1%	94%
2nd	15%	86%	35%	95%	15%	93%	50%	79%	25%	97%	35%	95%	18%	96%	47%	78%	23%	89%	8%	97%	33%	86%	76%	76%	11%	92%	25%	90%	26%	94%	53%	94%
3rd	10%	69%	15%	85%	3%	71%	50%	79%	10%	100%	20%	94%	5%	60%	83%	53%	25%	78%	10%	85%	20%	53%	77%	94%	7%	71%	9%	82%	5%	60%	5%	91%
4th	15%	87%	20%	92%	10%	55%	50%	79%	22%	80%	18%	100%	8%	50%	56%	70%	50%	88%	30%	85%	25%	88%	88%	91%	15%	80%	20%	85%	17%	82%	44%	81%
5th	15%	10%	3%	84%	3%	66%	50%	79%	0%	81%	5%	82%	5%	78%	75%	72%	17%	88%	16%	93%	3%	91%	87%	93%	23%	86%	7%	80%	2%	80%	88%	95%
<b>OVERALL:</b>	24%	72%	27%	89%	9%	70%	50%	79%	16%	92%	30%	91%	12%	79%	53%	69%	34%	86%	18%	89%	23%	82%	78%	88%	20%	84%	28%	86%	21%	85%	39%	92%



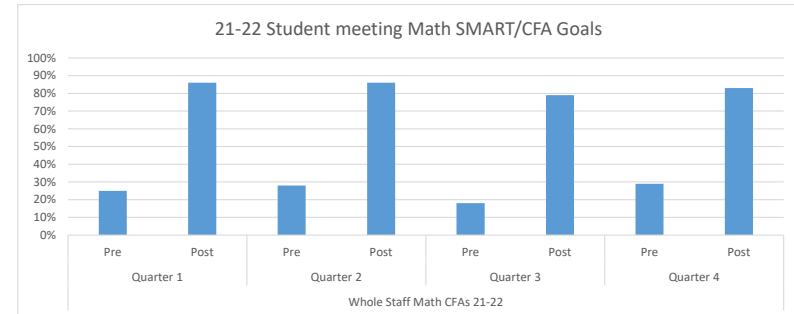
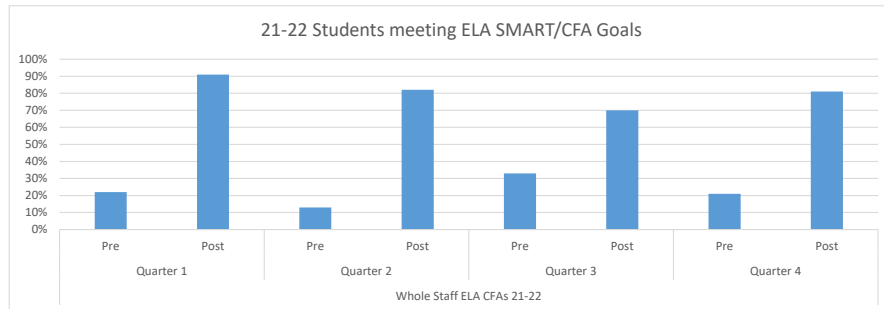
\* See Vertical/Grade Level Reflections and Next Steps on SPP for more detailed information.

# SPP SMART Goal Data: 2021-2022

SPP: CFA Data Based on our 4 SMART Goals/CFA by Quarter

Goals: 85% or higher ELA, 90% or higher for Math

Grade Level	1st Quarter				2nd Quarter				3rd Quarter				4th Quarter			
	ELA		Math		ELA		Math		ELA		Math		ELA		Math	
	PRE	POST	PRE	POST	PRE	POST	PRE	POST	PRE	POST	PRE	POST	PRE	POST	PRE	POST
Kinder	28%	100%	15%	90%	5%	78%	35%	86%	56%	79%	24%	84%	34%	69%	42%	94%
1st	46%	92%	63%	92%	12%	86%	45%	93%	34%	91%	24%	91%	26%	85%	64%	85%
2nd	23%	90%	31%	89%	31%	85%	35%	87%	21%	88%	9%	91%	10%	90%	25%	93%
3rd	9%	82%	12%	94%	6%	71%	19%	86%	23%	41%	13%	43%	7%	76%	9%	74%
4th	15%	64%	23%	63%	24%	84%	24%	86%	43%	83%	23%	82%	30%	85%	20%	73%
5th	8%	44%	5%	85%	0%	84%	8%	77%	21%	40%	13%	85%	21%	78%	7%	79%
<b>OVERALL:</b>	<b>22%</b>	<b>79%</b>	<b>25%</b>	<b>86%</b>	<b>13%</b>	<b>82%</b>	<b>28%</b>	<b>86%</b>	<b>33%</b>	<b>70%</b>	<b>18%</b>	<b>79%</b>	<b>21%</b>	<b>81%</b>	<b>29%</b>	<b>83%</b>



# SPP SMART Goal Data: 2020-2021

SPP: CFA Data Based on our 4 SMART Goals/CFA by Quarter

Goals: 85% or higher ELA, 90% or higher for Math

Grade Level	1st Quarter				2nd Quarter				3rd Quarter				4th Quarter			
	ELA		Math		ELA		Math		ELA		Math		ELA		Math	
	PRE	POST	PRE	POST	PRE	POST	PRE	POST	PRE	POST	PRE	POST	PRE	POST	PRE	POST
Kinder	28%	82%	15%	71%	0%	82%	45%	78%	67%	79%	33%	88%	39%	67%	42%	94%
1st	46%	100%	75%	86%	37%	93%	54%	91%	27%	86%	13%	85%	25%	97%	64%	86%
2nd	23%	100%	35%	88%	25%	52%	35%	87%	23%	88%	8%	89%	11%	91%	25%	92%
3rd	9%	86%	15%	93%	10%	98%	20%	85%	25%	61%	10%	85%	7%	75%	9%	81%
4th	15%	76%	20%	85%	22%	78%	18%	98%	50%	83%	30%	77%	15%	79%	20%	79%
5th	8%	100%	3%	88%	0%	100%	5%	80%	17%	80%	16%	83%	23%	74%	7%	83%
<b>OVERALL:</b>	22%	91%	27%	85%	16%	84%	30%	87%	35%	80%	18%	85%	20%	81%	29%	86%

