



Preschool Team

SMART Goal Evidence Tracking

November Evidence

Teacher Name: Asarisi

Step 3 Students found their name on their placemats.



November Evidence

Teacher Name: Garza

Step 2: Line up and wash hands

11/16/21 Video taken demonstrates Jennifer requiring verbal and hand over hand prompting to wash hands. It also reflects how paraprofessionals may overprompt. Due to Jennifer's challenge for standing on a step stool and for her safety, paraprofessional may want to complete task quickly. However, if allowed processing time Jennifer has demonstrated more independence.



11/16/21 Video taken demonstrates Emiliano waiting to be prompted for the next step in washing hands. Prompting was given orally and gesture to refer to visual above sink. Emiliano was also distracted because he saw the video and also was unsure as to who he should take direction from (Mrs. Garza or Ms. Penny)



November Evidence

Teacher Name: Rodriguez


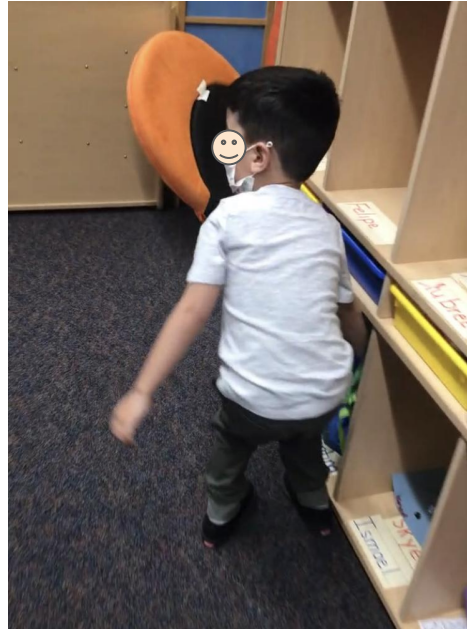
Step 1: Find Name in cubby

Zaiyer is able to find his name in cubby independently

Ellie:
Gesture to support he find name




Ismael: Gesture to help him find correct cubby



December Evidence

Teacher Name: Plaza


Step 4: Students Cleaning up and Washing Hands



December Evidence

Teacher Name: Plaza

Step 4: Students Cleaning up and Washing Hands




Video:

December Evidence

Teacher Name: Kolinchak







Step 2: Izzy has made progress putting his hands together and moving them slightly after he receives help getting soap. He is now able to turn off the water!




REINFORCEMENTS





OUR MORNING ROUTINE


-  ... Find name at cubby.
-  ... Line up at sink.
-  ... Wash and dry hands.
-  ... Find placemat and sit.
-  ... Throw away trash (and wash hands agains)
-  ... Check our schedules and go to carpet.


Morning Expectations

 Find your name on cubby

 Wash your hands

 Find your placemat and sit down

 Throw away your trash

 5, 4, 3, 2, 1 walk and move to carpet

Hand Washing Song

Tops and bottoms
 Tops and bottoms
 In between
 In between
 All around your hands
 All around your hands
 Now they're clean
 Now they're clean

(tune Frere Jacques)




Wash Your Hands! ¡Lávese Las Manos!

 1. Wet Hands Mójese las manos	 2. Soap Enjabónese	 3. Wash for 20 seconds Friéguese las manos por 20 segundos
 4. Rinse Enjuáguese	 5. Dry Séquese las manos	 6. Turn Off Water with Paper Towel Cierre el grifo, séquese con toalla de papel

Provided by University of Nebraska-Lincoln Extension in Lancaster County and the Lincoln-Lancaster County Health Department


February Evidence

Teacher Name: Rodriguez




Ismael finding name in cubby

Albert waiting to wash hands



Alexa asking if this is her name on mat

Juan throwing away trash



April Evidence Garza:

Abygail was provided with verbal and model of expectations on the first day. She immediately demonstrated independence.



Michele began learning the expectations with partial physical prompting, modeling, and gestures. Within 2 months she independently demonstrated washing hands before breakfast.



Jazmine began with modeling and gestures for the expectations. The first month she demonstrated independence for washing hands after breakfast.

