

Unit: Weather & Camping

Week: October 3rd - October 6th

Math Focus: #2 and one-to-one counting

Letter: Cc





Handwriting: "Magic" C

Phono: Rhyming

	Monday	Tuesday	Wednesday	Thursday
Arrival Activities	-Coloring sheets -Dominos -3D builders -Potato Heads -? Of the day/Sign-in	-Playdough -Butcher paper/markers -Waffle builders -Barn/animals -? Of the day/Sign-in	-Kinetic sand -Stencils/paper/colored pencils -Puzzles -Doll house/people -? Of the day/Sign-in	-Do a dot sheets -Lacing cards -Trains -Small wooden blocks -? Of the day/Sign-in
Second Step	Breathing strategies	Unit 1 week 3 Day 2	Unit 1 week 3 Day 1	Social-emotional book - My Mouth is a Volcano
Opening Circle	-Intro to our day -Calendar (day, month, date, weather, etc.) -Word Family - AT -Letter C -Flash Cards -ABC Chart	-Intro to our day -Calendar (day, month, date, weather, etc.) -Word Family - AT -Letter C -Flash Cards -ABC Chart	-Intro to our day -Calendar (day, month, date, weather, etc.) -Word Family - AT -Letter C -Flash Cards -ABC Chart	-Intro to our day -Calendar (day, month, date, weather, etc.) -Word Family - AT -Letter C -Flash Cards -ABC Chart
ELLC Circle	Chart: What do we know about camping? What do we see? Hear? What do we do when we go camping?	Owls! Write down some facts students learned about them. https://www.youtube.com/watch?v=m0XgSrdYQRY https://www.youtube.com/watch?v=13yxEVvdUbw	Bears! Write down some facts students learned about bears. https://www.youtube.com/watch?v=54CDgaurNMSI&t=2s https://www.youtube.com/watch?v=yMDOin3yWhU	Raccoons! Write down some facts students learned about them. https://www.youtube.com/watch?v=11ViKrWgTYk https://www.youtube.com/watch?v=lpfIfOS-OiM
Shared Storybook Reading	Story: Bailey Goes Camping Vocab: watched, roasted, marshmallows Before Focus: CAP skills After Focus: What can you do when you camp?	Story: Fred and Ted Go Camping Vocab: many, few, tipped Before Focus: CAP skills After Focus: What can you do when you camp?	Story: A Camping Spree with Mr. Magee Vocab: hitch, camper, roll Before Focus: CAP skills After Focus: What animals do you see when you camp?	Story: Night Animals Vocab: possum, skunk, wolf Before Focus: CAP skills After Focus: Would you be scared if you heard something in the woods at night?
Large Group Math	Number 2 chart: What does it look like? Make it with your fingers. Students use manipulatives to make groups of 2.	Review what 2 looks like - Is this a 2? (use number magnets to sort 2s and not 2s) - do 2 gross motor movements	How do I make a 2? Discussion (one more than 1, one less than 3) - use small wooden blocks to illustrate this. Teach handwriting	Have students use a variety of materials to cover their 2 (on construction paper). Then, allow students to come up and try to write a 2 on the

			rhyme for number 2.	whiteboard.
Music	-Going on a Bear Hunt -Listen to the Water -The Airplane Song with rainbow colored pom-poms	-Going on a Bear Hunt -Listen to the Water -The Airplane Song with rainbow colored pom-poms	-Going on a Bear Hunt -Listen to the Water -The Airplane Song with rainbow colored pom-poms	-Going on a Bear Hunt -Listen to the Water -The Airplane Song with rainbow colored pom-poms

Centers:

Math	10 frames with blue pom poms	Going on a Bear Hunt 'board' game - students roll dice and move that # of spaces	Fall counting clip cards	Put camping numbers in a line. Practice counting and then remove numbers for students to replace.
Phonology & Motor	Text: Letter C Poem Activity: Introduce letter C words using soup can -Make letter C alliteration chart	Text: Letter C Poem Activity: Find letter C in poem -Identify letters and then bean toss into stars	Text: Letter C Poem Activity: Letter C wet-dry-try with chalkboards	Text: Letter C Poem Activity: Practice writing letter C on white boards -Vocabulary words with letter magnets
Child-Directed	Dramatic play - camp scene	Sensory table	Light table	Wooden blocks
Art				

Unit: Weather & Camping

Week: October 10th - October 13th

Math Focus: #2 and one-to-one counting

Letter: Cc

Handwriting: "Magic" C

Phono: Rhyming

	Monday	Tuesday	Wednesday	Thursday
Arrival Activities	-Tracing sheets -Shaving cream/animals -Gears -3D builders -? Of the day/Sign-in	-Cutting sheets -Lacing beads -Duplos -Acrobat builders -? Of the day/Sign-in	-Letter stamps/stamp pads -Board games -Car garage/cars -Floor or wooden puzzles -? Of the day/Sign-in	-Stickers/paper -Playdough -Potato Heads -Bristle blocks -? Of the day/Sign-in
Second Step	Unit 1 week 4 Day 2	Unit 1 week 4 Day 1	Breathing buddies	Introduce mindfulness breathing
Opening Circle	-Intro to our day -Calendar (day, month, date, weather, etc.) -Word Family - AT -Letter C -Flash Cards -ABC Chart	-Intro to our day -Calendar (day, month, date, weather, etc.) -Word Family - AT -Letter C -Flash Cards -ABC Chart	-Intro to our day -Calendar (day, month, date, weather, etc.) -Word Family - AT -Letter C -Flash Cards -ABC Chart	-Intro to our day -Calendar (day, month, date, weather, etc.) -Word Family - AT -Letter C -Flash Cards -ABC Chart
ELLC Circle	Graph: What is your favorite forest animal? Owl, bear or raccoon?	What do you know about the weather? Anchor Chart! Have students give you ideas (use books for clues)	Sort seasonal activities - what can we do in each season?	Directed drawing: Rainbow and sun
Shared Storybook Reading	Story: Monk Camps Out Vocab: peeked, proud, shadow Before Focus: CAP skills After Focus: Would you want to camp out alone?	Story: What's the Weather? Vocab: droplets, settle, shelter Before Focus: Title & Tracking After Focus: Do you like it when it rains?	Story: It Looked Like Spilt Milk Vocab: spilt, sometimes Before Focus: Title & Tracking After Focus: What can you see in the clouds?	Story: The Rainy Day Vocab: huddle, pours, soil Before Focus: Title & Tracking After Focus: What would you want it to rain?
Large Group Math	*Introduce one-to-one - how to line up and count with finger Call out a number from 0-10, they count it out with manips.	*Have students practice lining up manipulatives into a row or "train" and using finger to count them.	Use the number raindrops, flip one over and have students count out that many blue marbles.	Movement dice- Roll a number on the dice and do that many movements (have students count out loud) - use gross motor dice
Music	-Going on a Bear Hunt	-Going on a Bear Hunt	-Going on a Bear Hunt	-Going on a Bear Hunt

	-Listen to the Water -The Airplane Song with rainbow colored pom-poms	-Listen to the Water -The Airplane Song with rainbow colored pom-poms	-Listen to the Water -The Airplane Song with rainbow colored pom-poms	-Listen to the Water -The Airplane Song with rainbow colored pom-poms
--	--	--	--	--

Centers:

Math	Cloud numbers - draw numbers with clouds on blue butcher paper. Students will use tongs/cotton balls for counting.	Use flat marbles (blue) students can put them into ice cube trays - use raindrop numbers to count	Spring weather stew	Weather clip cards with clothespins
Phonology & Motor	Text: Itsy Bitsy Spider Skill: Rhyming Activity: -Review "at" word family cards- students repeat after you. -Have students say a word that rhymes with "at" and place one domino on the table- continue by making a domino track- then knock them over!	Text: Itsy Bitsy Spider Skill: Rhyming Activity: -Review "at" word family cards- students repeat after you. - Have students say a word that rhymes with "at" and use blocks to build a tower- if the words rhyme, the tower will fall! Students do their own tower next.	Text: Itsy Bitsy Spider Skill: Rhyming Activity: -Using "at" word cards, create a chart of words that belong in the "at family" -Write _at on dry erase board. Let students tell you letters for the beginning and what word it makes. -then, let those who can write their own _at words	Text: Itsy Bitsy Spider Skill: Rhyming Activity: Make blue construction paper "puddles". Kids jump across puddles and then participate in rhyming game (in closet or thematic game).
Self-Directed	Cars/car rug	Dramatic play - camping	Doll house/barn	Sensory table
Art	