

# Smarter Balanced Assessment Results

## East Valley School District (Yakima) East Valley Central Middle School

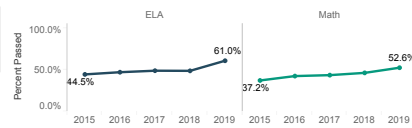
Select a District  
East Valley School District (Yakima)

Select a School(s)  
East Valley Central Middle School

### 2019 Results

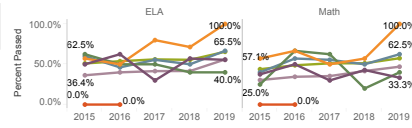
ELA		Math	
Num of Students	Percent Passed	Num of Students	Percent Passed
<b>787</b>	<b>61.0%</b>	<b>789</b>	<b>52.6%</b>

### All Students



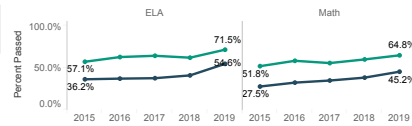
### Federal Race/Ethnicity

	ELA		Math	
	Num of Students	Percent Passed	Num of Students	Percent Passed
American Indian/ Alaskan Native	9	55.6%	9	33.3%
Asian	8	100.0%	8	100.0%
Black/ African American	5	40.0%	5	40.0%
Hispanic/ Latino of any race(s)	384	56.0%	395	47.0%
Two or More Races	24	66.7%	24	62.5%
White	357	65.5%	358	57.5%



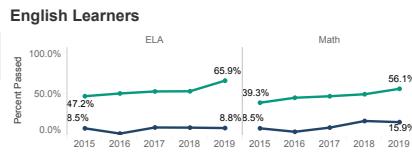
### Low Income

	ELA		Math	
	Num of Students	Percent Passed	Num of Students	Percent Passed
Low-Income	489	54.6%	491	45.2%
Non-Low Income	298	71.5%	298	64.8%



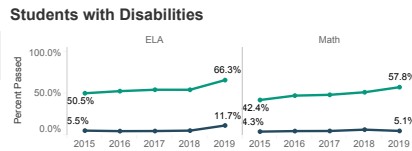
### English Learners

	ELA		Math	
	Num of Students	Percent Passed	Num of Students	Percent Passed
English Language Learners	68	8.8%	69	15.9%
Non-English Language Learners	719	65.9%	720	56.1%



### Students with Disabilities

	ELA		Math	
	Num of Students	Percent Passed	Num of Students	Percent Passed
Students with Disabilities	77	11.7%	78	5.1%
Students without Disabilities	710	66.3%	711	57.8%



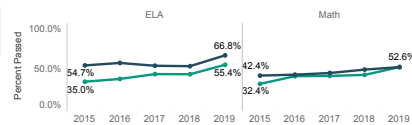
### Foster Care

	ELA		Math	
	Num of Students	Percent Passed	Num of Students	Percent Passed
Foster Care	3	33.3%	3	33.3%
Non-Foster Care	784	61.1%	786	52.7%

Foster Care is a new data collection and trend data is not yet available

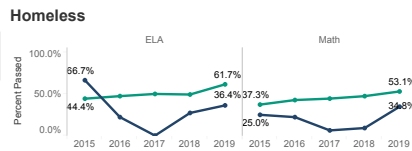
### Gender

	ELA		Math	
	Num of Students	Percent Passed	Num of Students	Percent Passed
Female	388	66.8%	388	52.6%
Male	399	55.4%	401	52.6%



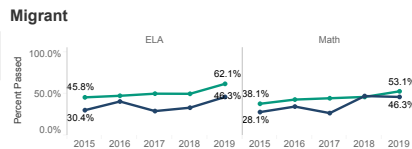
### Homeless

	ELA		Math	
	Num of Students	Percent Passed	Num of Students	Percent Passed
Homeless	22	36.4%	23	34.8%
Non-Homeless	765	61.7%	766	53.1%



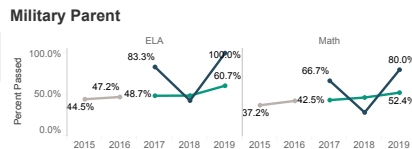
### Migrant

	ELA		Math	
	Num of Students	Percent Passed	Num of Students	Percent Passed
Migrant	54	46.3%	54	46.3%
Non Migrant	733	62.1%	735	53.1%



### Military Parent

	ELA		Math	
	Num of Students	Percent Passed	Num of Students	Percent Passed
Military Parent	5	100.0%	5	80.0%
Non Military Parent	782	60.7%	784	52.4%



### Section 504

	ELA		Math	
	Num of Students	Percent Passed	Num of Students	Percent Passed
Section 504	23	52.2%	23	52.2%
Non Section 504	764	61.3%	766	52.6%

