
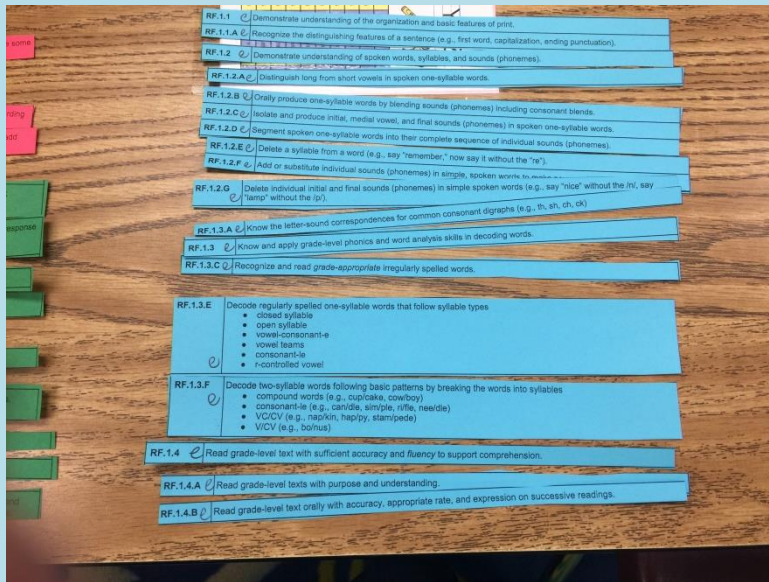

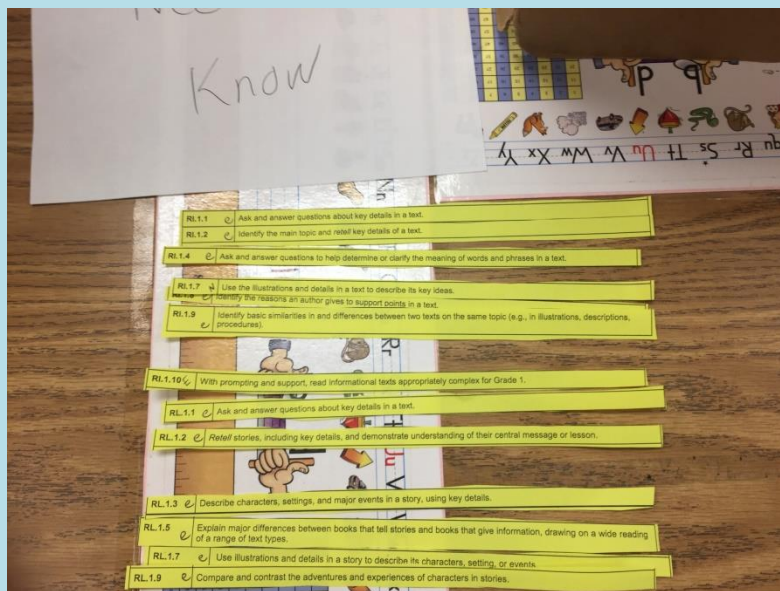


# Identifying Essential Standards



Before unit planning could begin, Hackett Elementary teachers really had to dig in to understand which standards were "need to know" for our students! This cut and sort activity was a great start to that process!



**Hackett Elementary: Literacy Vertical Alignment (2020-2021)**

K	1	2	3	4	5	6
<p><b>RL.K.1</b> With prompting and support, ask and answer questions about key details in a text.</p> <p><b>RL.K.2</b> With prompting and support, retell familiar stories, including key details.</p> <p><b>RL.K.10</b> Actively engage in teacher-led reading activities with purpose and understanding.</p>	<p><b>RL.1.1</b> Ask and answer questions about key details in a text.</p> <p><b>RL.1.2</b> Retell stories, including key details, and demonstrate understanding of their central message or lesson.</p> <p><b>RL.1.3</b> Describe characters, settings, and major events in a story, using key details.</p> <p><b>RL.1.5</b> Explain major differences between books that tell stories and books that give information.</p> <p><b>RL.1.9</b> Compare and contrast the adventures and experiences of characters in stories.</p>	<p><b>RL.2.1</b> Ask and answer such questions as who, what, where, when, why, and how to demonstrate understanding of key details in a text.</p> <p><b>RL.2.2</b> Recount stories from diverse cultures and determine their central message, lesson, or moral.</p> <p><b>RL.2.3</b> Describe how characters in a story respond to major events and challenges.</p>	<p><b>RL.3.3</b> Describe characters in a story (e.g., their traits, motivations, feelings) and explain how their actions contribute to the sequence of events</p> <p><b>RL.3.6</b> Distinguish their own perspective from that of the narrator or those of the characters, distinguishing the difference between first- and third-person point-of-view narrations.</p> <p><b>RL.3.9</b> Compare and contrast the themes, settings, and plots of stories written by the same author about the same or similar characters (e.g., in books from a series).</p>	<p><b>RL.4.1</b> Refer to details and examples in a text when explaining what the text says explicitly and when drawing inferences from the text.</p> <p><b>RL.4.2</b> Examine a grade-appropriate literary text</p> <ul style="list-style-type: none"> <li>● Provide a summary</li> <li>● Determine theme</li> </ul>	<p><b>RL.5.1</b> Quote accurately from a text when explaining what the text says explicitly and when drawing inferences from the text.</p> <p><b>RL.5.2</b> Examine a grade-appropriate literary text</p> <ul style="list-style-type: none"> <li>● Provide a summary</li> <li>● Determine theme</li> </ul>	<p><b>RL.6.1</b> Cite textual evidence to support analysis of what the text says explicitly as well as inferences drawn from the text.</p> <p><b>RL.6.2</b> Examine a grade-appropriate literary text.</p> <ul style="list-style-type: none"> <li>● Provide an objective summary.</li> <li>● Determine a theme of a text and how it is conveyed through particular details.</li> </ul> <p><b>RL.6.3</b> Describe how a story's or drama's plot unfolds in a series of events as well as how the characters respond or change as the plot moves toward a resolution. .</p>

<p><b>RI.K.1</b> With prompting and support, ask and answer questions about key details in a text.</p> <p><b>RI.K.7</b> With prompting and support, describe the relationship between visual images and the text in which they appear (e.g., what person, place, thing, or idea in the text a visual image depicts).</p> <p><b>RI.K.9</b> With prompting and support, identify basic similarities and differences between two texts on the same topic (e.g., in illustrations, descriptions, or procedures).</p> <p><b>RI.K.10</b> Actively engage in teacher-led reading activities with purpose and understanding.</p>	<p><b>RI.1.1</b> Ask and answer questions about key details in a text.</p> <p><b>RI.1.2</b> Identify the main topic and retell key details of a text.</p> <p><b>RI.1.9</b> Identify basic similarities in and differences between two texts on the same topic (e.g., in illustrations, descriptions, or procedures).</p>	<p><b>RI.2.1</b> Ask and answer such questions as who, what, where, when, why, and how to demonstrate understanding of key details in a text.</p> <p><b>RI.2.2</b> Identify the main topic of a multiparagraph text, as well as the focus of specific paragraphs within the text.</p> <p><b>RI.2.5</b> Determine the meaning of words and phrases in a text relevant to 2nd grade content.</p> <p><b>RI.2.6</b> Identify the main purpose of a text.</p>	<p><b>RI.3.1</b> Ask and answer questions to demonstrate understanding of a text, referring explicitly to the text.</p> <p><b>RI.3.2</b> Determine the main idea of a text; recount the key details and explain how they support the main idea.</p> <p><b>RI.3.3</b> Describe the relationship between a series of historical events, scientific ideas or concepts, or steps in technical procedures in a text.</p> <p><b>RI.3.9</b> Compare and contrast the most important points and key details presented in two texts on the same topic.</p>	<p><b>RI.4.1</b> Refer to details and examples in a text when explaining what the text says explicitly and when drawing inferences from the text.</p> <p><b>RI.4.2</b> Examine a grade-appropriate informational text.</p> <ul style="list-style-type: none"> <li>● Provide a summary</li> <li>● Determine main idea</li> </ul> <p><b>RI.4.9</b> Integrate information from two texts on the same topic in order to write or speak about the subject knowledgeably.</p>	<p><b>RI.5.1</b> Quote accurately from a text when explaining what the text says explicitly and when drawing inferences from the text.</p> <p><b>RI.5.2</b> Examine a grade-appropriate informational text.</p> <ul style="list-style-type: none"> <li>● Provide a summary</li> <li>● Determine main idea</li> </ul> <p><b>RI 8 &amp; 9</b></p>	<p><b>RI.6.1</b> Cite textual evidence to support analysis of what the text says explicitly as well as inferences drawn from the text.</p> <p><b>RI.6.2</b> Examine a grade-appropriate informational text.</p> <ul style="list-style-type: none"> <li>● Provide an objective summary</li> <li>● Determine a central idea and how it is conveyed through particular details.</li> </ul> <p><b>RI.6.8</b> Trace and evaluate the argument and specific claims in a text, distinguishing claims that are supported by reasons and evidence from claims that are not.</p>
--	--	--	---	---	---	--

<p><b>RF.K.1</b> Demonstrate understanding of the organization and basic features of print.</p> <p><b>RF.K.2</b> Demonstrate understanding of spoken words, syllables, and sounds (phonemes).</p> <p><b>RF.K.3</b> Know and apply grade-level phonics and word analysis skills in decoding words.</p> <p><b>RF.K.4</b> Read grade-appropriate texts with purpose and understanding.</p>	<p><b>RF.1.1</b> Demonstrate understanding of the organization and basic features of print.</p> <p><b>RF.1.2</b> Demonstrate understanding of spoken words, syllables, and sounds (phonemes).</p> <p><b>RF.1.3</b> Know and apply grade-level phonics and word analysis skills in decoding words.</p> <p><b>RF.1.4</b> Read grade-level text with sufficient accuracy and fluency to support comprehension.</p>	<p><b>RF.2.1.A</b> Recognize the distinguishing feature of a paragraph.</p> <p><b>RF.2.2.A</b> Distinguish vowels in spoken one-syllable words.</p> <p><b>RF.2.2.B</b> Delete phonemes in the initial, medial, and final position of spoken words including blends.</p> <p><b>RF.2.3 A-F</b> Know and apply grade-level phonics and word analysis skills in decoding words.</p> <p><b>RF.2.4 A-C</b> Read grade-level text with sufficient accuracy and fluency to support comprehension.</p>	<p><b>RF.3.3</b> Know and apply grade-level phonics and word analysis skills in decoding words.</p> <p><b>RF.3.4</b> Read grade-level text with sufficient accuracy and fluency to support comprehension.</p>	<p><b>RF.4.3</b> Know and apply grade-level phonics and word analysis skills in decoding words.</p> <p><b>RF.4.4</b> Read grade-level text with sufficient accuracy and fluency to support comprehension.</p>	<p><b>RF.5.3</b> Know and apply grade-level phonics and word analysis skills in decoding words.</p> <p><b>RF.5.4</b> Read grade-level text with sufficient accuracy and fluency to support comprehension.</p>	
---	---	---	---	---	---	--

<p><b>W.K.1</b> Use a combination of drawing, dictating, and writing to compose opinion pieces in which they tell the topic or the name of the book they are writing about and state an opinion.</p> <p><b>W.K.2</b> Use a combination of drawing, dictating, and writing to compose informative/explanatory texts that name what they are writing about and supply some information.</p> <p><b>W.K.3</b> Use a combination of drawing, dictating, and writing to narrate a single event or several loosely linked events and provide a reaction.</p> <p><b>W.K.7</b> Participate in shared research and writing projects.</p> <p><b>W.K.10</b> Write routinely, with prompting and support, over short time frames for a range of discipline-specific tasks, purposes, and audiences.</p>	<p><b>W.1.1</b> Write opinion pieces in which they introduce the topic or name the book they are writing about, state an opinion, supply a reason for the opinion, and provide some sense of closure.</p> <p><b>W.1.2</b> Write informative/explanatory texts in which they name a topic, supply some facts about the topic, and provide some sense of closure.</p> <p><b>W.1.3</b> Write narratives in which they recount two or more appropriately sequenced events, include some details regarding what happened, use temporal words to signal event order, and provide some sense of closure.</p>	<p><b>W.2.1 +C</b> Write opinion pieces (see standard for full description).</p> <p><b>W.2.2 A-F</b> Write informative/explanatory texts (see standard for full description).</p> <p><b>W.2.3</b> Write narratives in which they recount a well-elaborated event or short sequence of events, include details to describe actions, thoughts, and feelings, use temporal words to signal event order, and provide a sense of closure.</p>	<p><b>W.3.4</b> With guidance and support, produce writing in which the development and organization are appropriate to task and purpose.</p> <p><b>W.3.5</b> With guidance and support, develop and strengthen writing as needed by planning, revising, and editing.</p> <p><b>W.3.7</b> Conduct short research projects that build knowledge about a topic.</p>	<p><b>W.4.1</b> Write opinion pieces on topics or texts, supporting the opinion with reasons and information.</p> <p><b>W.4.2</b> Write informative/explanatory texts to examine a topic and convey ideas and information clearly.</p> <p><b>W.4.3</b> Write narratives to develop real or imagined exp. or events using effective technique, descriptive details, and clear event seqs.</p> <p><b>W.4.4</b> Produce clear and coherent writing in which the dev. and org. are appropriate to task, purpose, and audience.</p> <p><b>W.4.5</b> W.4.5 With guidance and support from peers and adults, develop and strengthen writing as needed by planning, revising, and editing.</p> <p><b>W.4.6</b> With guidance and support from adults, use technology to produce and publish writing.</p>	<p><b>W.5.1</b> Write opinion pieces on topics or texts, supporting the opinion with reasons and information.</p> <p><b>W.5.4</b> Produce clear and coherent writing in which the dev. and org. are appropriate to task, purpose, and audience.</p> <p><b>W.5.5</b> Develop and strengthen writing with guidance and support as needed.</p> <p><b>W. 5.6</b> Use technology to produce and publish writing.</p>	<p><b>W.6.1</b> Write arguments to support claims with clear reasons and relevant evidence.</p> <p><b>W.6.2</b> Write informative /explanatory texts to examine a topic and convey ideas, concepts, and information through the selection, organization, and analysis of relevant content.</p> <p><b>W.6.3</b> Write narratives to develop real or imagined experiences or events using effective technique, relevant descriptive details, and well-structured event sequences.</p> <p><b>W.6.6</b> Use technology, including the internet, to produce and publish writing.</p> <p><b>W.6.8</b> Gather relevant information from multiple print and digital sources.</p>
--	---	--	---	--	---	--

<p><b>SL.K.1</b> Participate in collaborative conversations with diverse partners about Kindergarten topics and texts with peers and adults in small and larger groups.</p> <p><b>SL.K.3</b> Ask and answer questions in order to seek help, get information, or clarify something that is not understood.</p> <p><b>SL.K.6</b> Speak audibly and express thoughts, feelings, and ideas clearly.</p>		<p><b>SL.2.1 A-C</b> Participate in collaborative conversations/discussions with diverse partners about grade 2 topics and texts.</p>	<p><b>SL.3.1</b> Engage effectively in a range of collaborative conversations/discussions with diverse partners on Grade 3 topics.</p> <p><b>SL.3.4</b> Report on a topic or text, tell a story, or recount an experience with appropriate facts and relevant, descriptive details, speaking clearly at an understandable pace.</p>	<p><b>SL.4.1</b> Engage effectively in a range of collaborative discussions</p> <ul style="list-style-type: none"><li>• one-on-one</li><li>• in groups</li><li>• teacher-led</li></ul> <p>with diverse partners on Grade 4 topics and texts, building on others' ideas and expressing their own clearly.</p>	<p><b>SL.5.1</b> Engage effectively in a range of collaborative discussions</p> <ul style="list-style-type: none"><li>• one-on-one</li><li>• in groups</li><li>• teacher-led</li></ul> <p>with diverse partners on Grade 5 topics and texts, building on others' ideas and expressing their own clearly.</p>	<p><b>SL.6.1</b> Engage effectively in a range of collaborative discussions</p> <ul style="list-style-type: none"><li>• one-on-one</li><li>• in groups</li><li>• teacher-led</li></ul> <p>with diverse partners on Grade 6 topics, texts, and issues, building on others' ideas and expressing their own clearly.</p>
--	--	---	---	--	--	---

<p><b>L.K.1</b> Demonstrate command of the conventions of standard English grammar and usage as appropriate for Kindergarten when writing or speaking.</p> <p><b>L.K.2</b> Demonstrate command of the conventions of standard English capitalization, punctuation, and spelling as appropriate for Kindergarten when writing.</p> <p><b>L.K.5</b> With guidance and support from adults, explore word relationships and nuances in word meanings.</p>	<p><b>L.1.1</b> Demonstrate command of the conventions of standard English grammar and usage as appropriate for Grade 1 when writing or speaking.</p> <p><b>L.1.5</b> With guidance and support from adults, demonstrate understanding of word relationships and nuances in word meanings.</p>	<p><b>L.2.1 B-H +K</b> Demonstrate command of the conventions of standard English grammar and usage as appropriate for Grade 2 when writing or speaking.</p> <p><b>L.2.2 A-D</b> Demonstrate command of the conventions of standard English as appropriate for Grade 2.</p>	<p><b>L.3.4</b> Determine or clarify the meaning of unknown and multiple-meaning words and phrases.</p> <p><b>L.3.5</b> Demonstrate understanding of figurative language, word relationships and nuances in word meanings, as appropriate for the grade level.</p>	<p><b>L.4.1</b> Demonstrate command of the conventions of standard English grammar and usage as appropriate for Grade 4 when writing or speaking.</p> <p><b>L.4.2</b> Demonstrate command of the conventions of standard English capitalization, punctuation, and spelling as appropriate for Grade 4 when writing.</p>	<p><b>L.5.1</b> Demonstrate command of the conventions of standard English grammar and usage as appropriate for Grade 5 when writing or speaking.</p> <p><b>L.5.2</b> Demonstrate command of the conventions of standard English capitalization, punctuation, and spelling as appropriate for Grade 5 when writing.</p>	<p><b>L.6.1</b> Demonstrate command of the conventions of standard English grammar and usage when writing or speaking as appropriate for Grade 6.</p> <p><b>L.6.2</b> Demonstrate command of the conventions of standard English capitalization, punctuation, and spelling as appropriate for Grade 6 when writing.</p>
---	--	---	--	---	---	---

Kindergarten	1st	2nd	3rd	4th	5th	6th
<p>K.CC.A.1 Count to 100 by 1s, 5s, 10s</p> <p>K.CC.A.3 Write numbers 1 – 20</p> <p>K.NBT.A.1 Place Value</p> <p>K.CC.B.5 Count to find “How Many?” (set)</p> <p>K.CC.C.6 Say which is greater than, less than or equal to a given group</p> <p><b>K.OA.A.2</b></p> <p><b>Real World + and -</b></p> <p>K.OA. A.3 Compose and decompose numbers up to 10</p> <p>K.OA. A.5 Fluently add and subtract within 5</p>	<p>1.NBT.A.1 Count to 120, starting at any number less than 120</p> <p>1.NBT.B.2 Understand that 2-digit numbers are made with amounts of tens and ones (place value)</p> <p>1.NBT.B.3 Compare 2-digit Numbers</p> <p>1.NBT.C.4 Add/subtract multiples of 10 to numbers within 100 (inverse operations) (equations-with equal sign) (expressions-without equal sign)</p> <p>1.OA.D.8 Determine an unknown in an equation (variable)</p> <p>AR.1.OA.A.1 Use addition and subtraction within 20 to solve word problems with unknowns in all positions</p> <p>AR 1.OA.c.6 Add</p>	<p><b>2.OA.A.1</b></p> <p><b>+ and – Word Problems</b></p> <p><b>2.OA.B.2 Fact fluency to 20</b></p> <p>2.NBT.B.5 Fluently Add and Subtract within 100 (place value in the 100s) (regrouping)</p> <p>2.NBT.B.7 Add and subtract within 1000, using concrete models or drawings and strategies based on place value</p> <p>2.MD.A.1 Measurement (&lt;, &gt;, =) (odd, even)</p> <p>2. MD.C.7 Tell and write time to the nearest 5 minutes.</p> <p>2. MD.C.8 Solve word problems involving money</p> <p>2.MD.D.9 Represent and interpret data (line plots)</p> <p>2.G.A.1 Recognize the attributes of shapes</p>	<p>3.NBT.A.2 Fluently add and subtract within 1000 using strategies and algorithms</p> <p>3.NBT.A.4 Place value to the thousands place</p> <p>3.OA.A.3 Use multiplication and division within 100 to solve word problems</p> <p>3.NF.A.1 Understand and represent fractions</p> <p>3.MD.D.8 Solve real world problems using perimeter</p> <p>3.MD.C.5 Solve real world problems using area</p> <p>***3.OA.D.8 Solve Two-Step word problems involving the 4 operations (will be used throughout every essential standard</p>	<p>4.OA.A.3 Solve multistep word all four operations</p> <p>4.NBT.A.2 Read and write multi-digit whole numbers</p> <p>4.NBT.B.4 Fluently add and subtract multi-digit whole numbers using the standard algorithm</p> <p>4.NBT.B.5 Multiply whole numbers</p> <p>4.NBT.B.6 Find whole-number quotients and remainders</p> <p>4.NF.A.1 generate equivalent fractions using various models</p> <p>4.NF.A.2 Compare two fractions</p> <p>4.NF.B.3 Add and subtract fractions</p> <p>4.MD.A.3 Apply area and perimeter formulas in real world and mathematical problems</p>	<p>5.NBT.B.7 Solve problems with decimals using all four operations</p> <p>5.NBT.B.5 Fluently multiply multi-digit whole numbers</p> <p>5.NBT.B.6 Find quotients of whole numbers</p> <p>5.NF.A.1 Add and subtract fractions with unlike denominators</p> <p>5.NBT.A.2 Explain the patterns the number of zeros in a product</p> <p>5.NF.B.4 Multiply fractions by a whole number or fractions by a fraction</p> <p>5.NF.B.7 Divide unit fractions by a whole number</p> <p>5.G.B.4 Classify 2 dimensional figures</p> <p>5.G.A.1 Coordinates</p>	<p>6.G.A.1 Find the area of triangles by composing or decomposing</p> <p>6.RP.A.3 Use ratio and rate reasoning to solve real world and mathematical problems</p> <p>6.RP.A.2 Unit Rates and percentages</p> <p>6.NS.A.1 Dividing Fractions</p> <p>6.NS.B.2 Fluently divide multi-digit numbers using the standard algorithm.</p> <p>6.NS.B.3 Add, subtract, multiply, and divide numbers with decimals and fractions</p> <p>6.EE.A.2 Write, read, and evaluate expressions where letters (variables) stand for numbers</p> <p>6.NS.C.5 Rational Numbers</p> <p>6.SP.A.1 Giving quantitative</p>



	and subtract within 20, <i>computational fluency</i> within 10  ***1.OA.B.3 Apply properties of operations as strategies to add and subtract (will be used throughout every essential standard)	***2.MD.B.5 Apply and solve word problems involving the add/subtraction (will be used throughout every essential standard)				measures of center and variability as well as describing any overall pattern and any striking deviations from the overall pattern
--	---	--	--	--	--	---