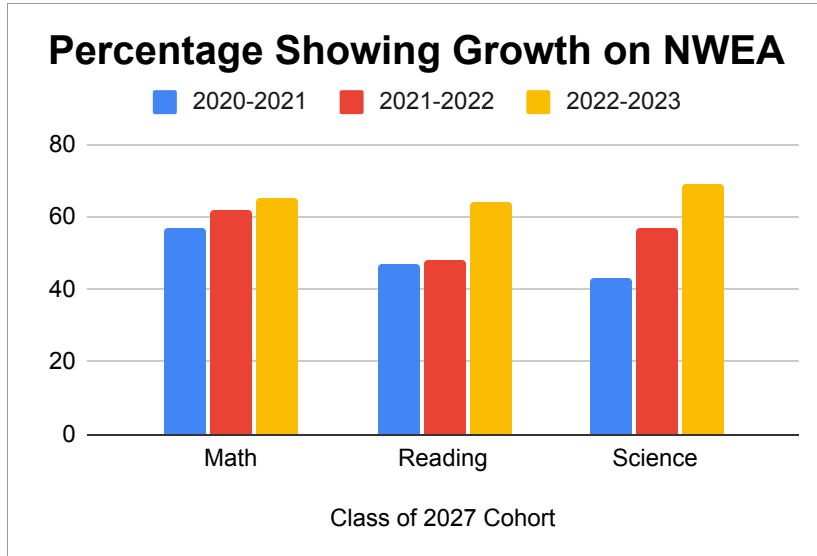
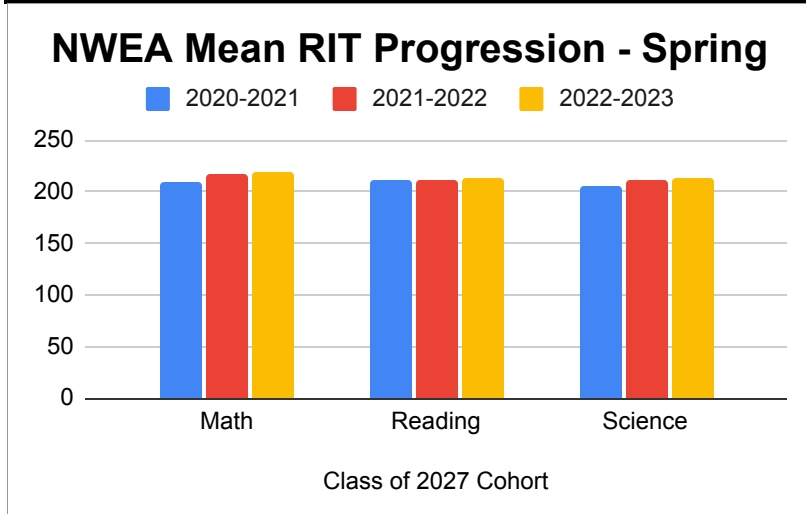


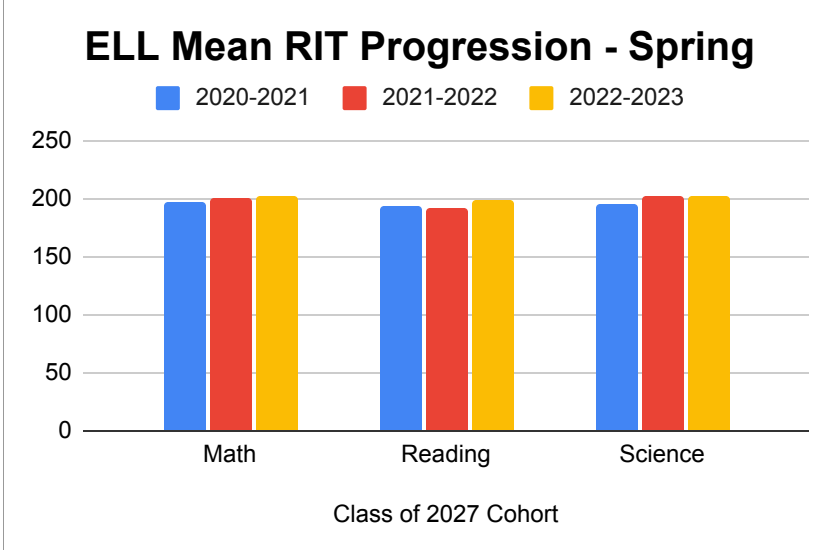
Percentage Showing Growth on NWEA			
	2020-2021	2021-2022	2022-2023
Math	57	62	65
Reading	47	48	64
Science	43	57	69



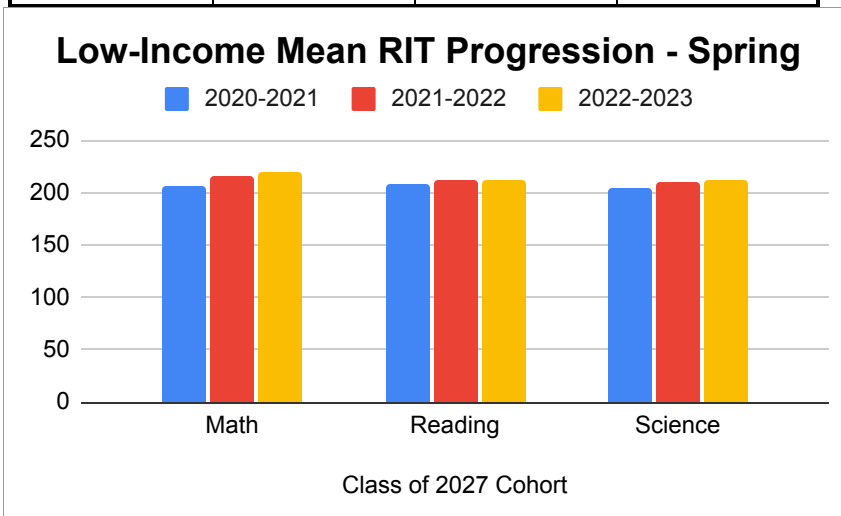
NWEA Mean RIT Progression - Spring			
	2020-2021	2021-2022	2022-2023
Math	210	217	220
Reading	211	212	214
Science	206	211	213



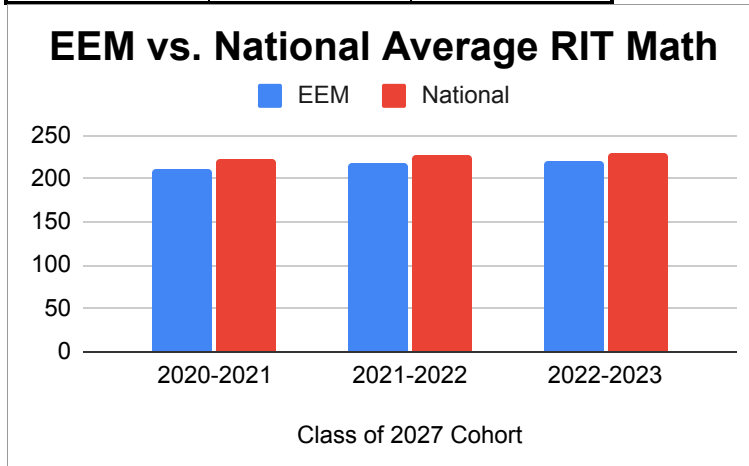
NWEA ELL Mean RIT Progression - Spring			
	2020-2021	2021-2022	2022-2023
Math	196.6	199.8	203
Reading	193.6	191.8	198.5
Science	195.2	202.8	202.2



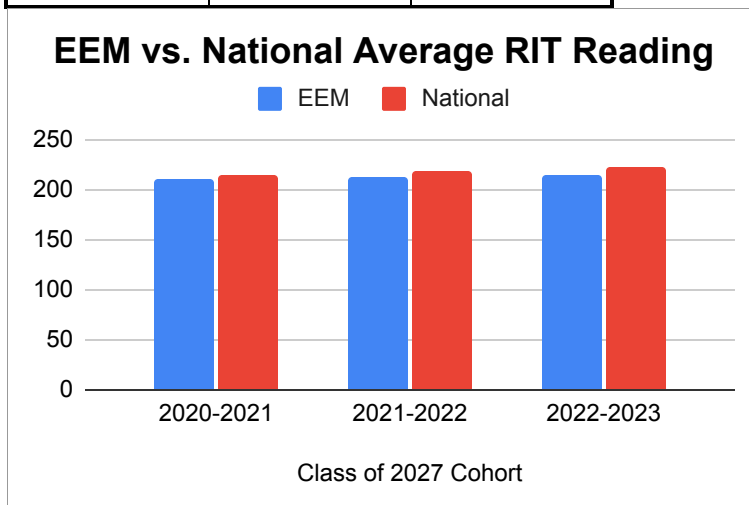
NWEA Low-Income Mean RIT Progression - Spring			
	2020-2021	2021-2022	2022-2023
Math	207	216.4	218.9
Reading	207.6	211.2	211.7
Science	204.1	210.4	211.6



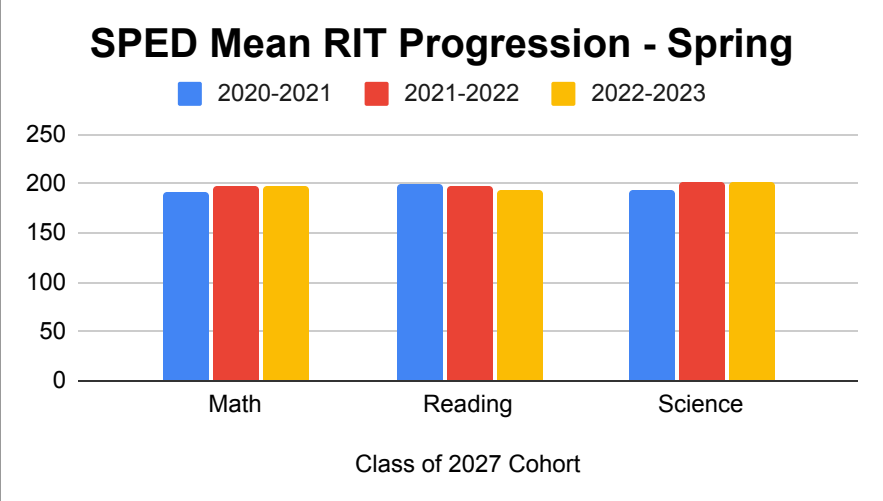
EEM vs. National Average NWEA Spring RIT Score - Math		
	EEM	National
2020-2021	210	222.9
2021-2022	217	226.7
2022-2023	220	230.3



EEM vs. National Average NWEA Spring RIT Score - Reading		
	EEM	National
2020-2021	211	215.4
2021-2022	212	218.4
2022-2023	214	221.7



NWEA SPED Mean RIT Progression - Spring			
	2020-2021	2021-2022	2022-2023
Math	191.4	198.8	197.3
Reading	199.1	197.3	194.4
Science	194.7	202.5	202.7



EEM vs. National Average NWEA Spring RIT Score - Science		
	EEM	National
2020-2021	206	208.8
2021-2022	211	210.6
2022-2023	213	213.4

