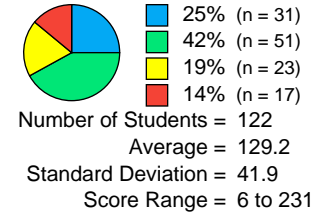
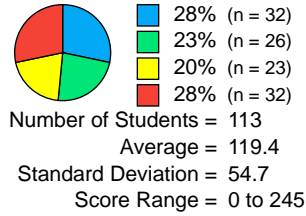
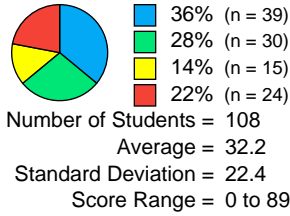


Beginning of Year

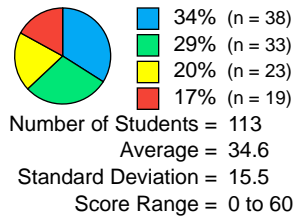
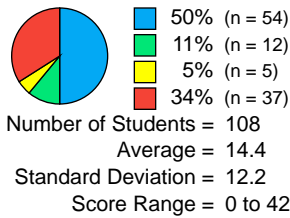
Middle of Year

End of Year

Reading Composite Score



First Sound Fluency



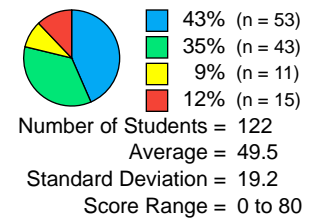

Letter Naming Fluency

Number of Students = 108
 Average = 17.8
 Standard Deviation = 13.2
 Score Range = 0 to 48

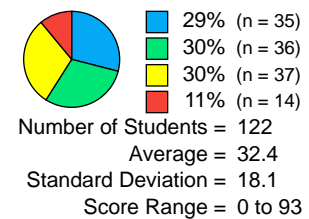

Number of Students = 113
 Average = 36.7
 Standard Deviation = 16.3
 Score Range = 0 to 73

Number of Students = 123
 Average = 47.4
 Standard Deviation = 16.1
 Score Range = 2 to 81

Phoneme Segmentation Fluency



NWF Correct Letter Sounds



NWF Whole Words Read

Number of Students = 113
 Average = 0.6
 Standard Deviation = 2.5
 Score Range = 0 to 22

Number of Students = 122
 Average = 3.6
 Standard Deviation = 6.5
 Score Range = 0 to 31

Status	Score Level	Likely Need For Support
Blue	Above Benchmark	Likely to Need Core Support
Green	At Benchmark	Likely to Need Core Support
Yellow	Below Benchmark	Likely to Need Strategic Support
Red	Well Below Benchmark	Likely to Need Intensive Support