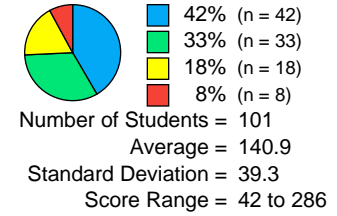
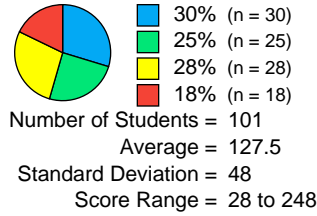
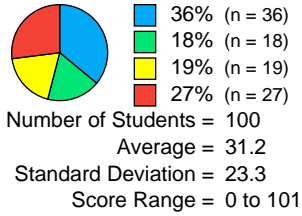


**Beginning of Year**

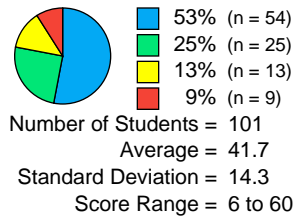
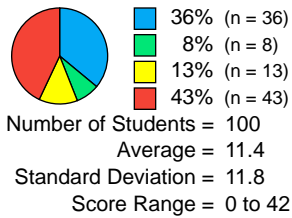
**Middle of Year**

**End of Year**

**Reading Composite Score**



**First Sound Fluency**



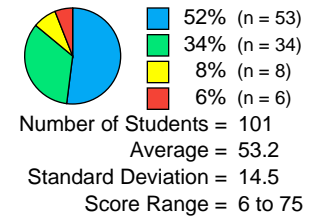
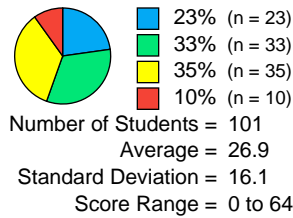
**Letter Naming Fluency**

Number of Students = 100  
 Average = 19.8  
 Standard Deviation = 14.5  
 Score Range = 0 to 59

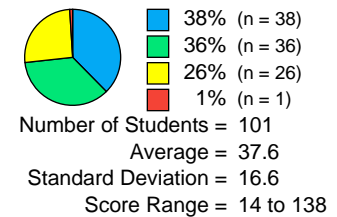
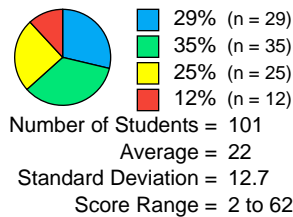
Number of Students = 101  
 Average = 36.9  
 Standard Deviation = 16.2  
 Score Range = 7 to 84

Number of Students = 101  
 Average = 50.1  
 Standard Deviation = 15.9  
 Score Range = 16 to 98

**Phoneme Segmentation Fluency**



**NWF Correct Letter Sounds**



**NWF Whole Words Read**

Number of Students = 101  
 Average = 0.3  
 Standard Deviation = 1.9  
 Score Range = 0 to 18

Number of Students = 101  
 Average = 1.9  
 Standard Deviation = 5.9  
 Score Range = 0 to 44

Status	Score Level	Likely Need For Support
Blue	Above Benchmark	Likely to Need Core Support
Green	At Benchmark	Likely to Need Core Support
Yellow	Below Benchmark	Likely to Need Strategic Support
Red	Well Below Benchmark	Likely to Need Intensive Support