



Welcome!

Jill Bishop

School Year: 2022-2023 (1) ▾

Test Term ▾

School ▾

Grade ▾

EOC/EOG ▾

Subject (1)

English Language Arts

Mathematics

Science

Test Name

3rd - Mathematics

4th - Mathematics

5th - Mathematics

Georgia Milestones Achievement Levels

This view demonstrates student achievement level scores and places emphasis on the the students attaining proficient (or above) level scores.

Students ⓘ

224

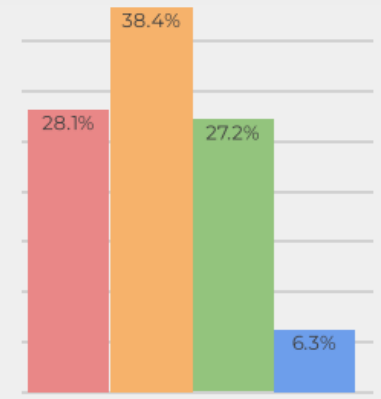
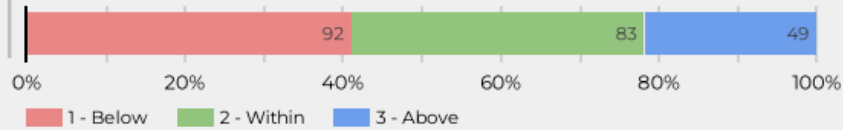
% Proficient & Above ⓘ

33.5%

% Distinguished ⓘ

6.3%

Lexile Stretch Bands



Achievement Level Breakdown

Achievement Level Breakdown

DATA BREAKDOWN ⓘ

Test Name

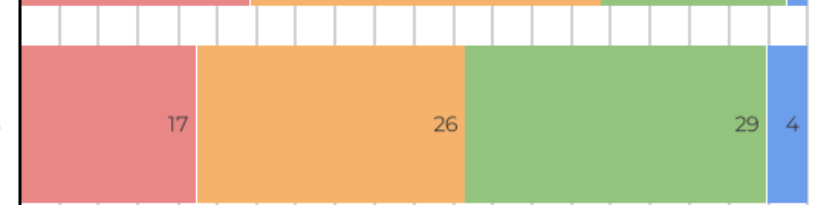
School

1 - Beginning
 2 - Developing
 3 - Proficient
 4 - Distinguished

3rd - Mathematics



4th - Mathematics



5th - Mathematics



0% 10% 20% 30% 40% 50% 60% 70% 80% 90% 100%



Welcome!

Jill Bishop

Georgia Milestones Growth Percentiles

This view demonstrates student growth percentiles and places emphasis on the the students attaining typical or higher than average growth. To learn more about the student growth percentile metric, please view the resources available via the [GaDOE website](#).

Students ⓘ

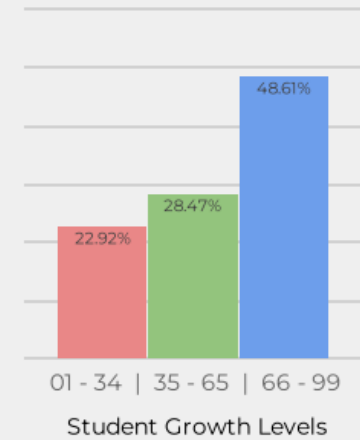
144

% Typical or Higher ⓘ

77.1%

% High Growth ⓘ

48.6%



School Year: 2022-2023 ⓘ

Test Term ⓘ

School ⓘ

Grade ⓘ

EOC/EOG ⓘ

Subject (1)

English Language Arts

✓ Mathematics

Science

✓ Test Name

✓ 3rd - Mathematics

✓ 4th - Mathematics

✓ 5th - Mathematics

Growth Percentile Breakdown

DATA BREAKDOWN ⓘ

✓ Test Name

School

➔ 1 - Low Growth 2 - Typical Growth 3 - High Growth

