

Percentage of students who have met the goal:

Identifies Numbers (1.4.B)				
	BL	T1	T2	T3
Teacher 1	44%	62%	68%	71%
Teacher 2	40%	55%	70%	78%
Teacher 5	57%	84%	89%	100%
Teacher 9	36%	45%	63%	68%
Teacher 3	36%	52%	86%	95%
Teacher 4	37%	58%	71%	81%
Teacher 6	29%	44%	56%	65%
Teacher 7	48%	56%	80%	79%
Teacher 8	0%	50%	50%	50%
Teacher 10	37%	76%	87%	91%
TOTAL:	36%	58%	72%	78%

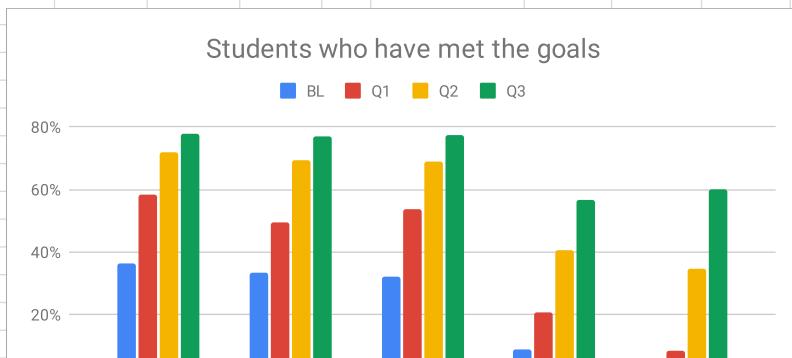
Phonology - Sorting/Segmenting (4.3.B)				
	BL	T1	T2	T3
Teacher 1	27%	27%	72%	75%
Teacher 2	40%	82%	83%	89%
Teacher 5	62%	85%	100%	100%
Teacher 9	51%	42%	76%	68%
Teacher 3	18%	61%	81%	100%
Teacher 4	37%	59%	52%	66%
Teacher 6	12%	39%	61%	88%
Teacher 7	21%	56%	68%	87%
Teacher 8	0%	0%	0%	0%
Teacher 10	52%	86%	95%	100%
TOTAL:	32%	54%	69%	77%


Writing (5.1.C)				
	BL	T1	T2	T3
Teacher 1	0%	9%	41%	58%
Teacher 2	0%	5%	19%	39%
Teacher 5	0%	6%	40%	82%
Teacher 9	8%	12%	72%	95%
Teacher 3	0%	0%	46%	64%
Teacher 4	0%	11%	15%	43%
Teacher 6	0%	6%	28%	71%
Teacher 7	0%	31%	34%	46%
Teacher 8	0%	0%	0%	0%
Teacher 10	0%	5%	50%	100%
TOTAL:	1%	8%	35%	60%

Letter Identification (4.2.B)				
	BL	T1	T2	T3
Teacher 1	34%	62%	68%	71%
Teacher 2	35%	49%	70%	82%
Teacher 5	33%	74%	91%	100%
Teacher 9	28%	41%	55%	64%
Teacher 3	18%	38%	68%	88%
Teacher 4	27%	41%	62%	72%
Teacher 6	23%	39%	52%	59%
Teacher 7	47%	50%	87%	88%
Teacher 8	50%	50%	50%	50%
Teacher 10	37%	48%	91%	95%
TOTAL:	33%	49%	69%	77%

Phonology - Rhyming (4.3.B)				
	BL	T1	T2	T3
Teacher 1	5%	14%	21%	33%
Teacher 2	20%	41%	66%	71%
Teacher 5	23%	45%	89%	93%
Teacher 9	15%	30%	42%	55%
Teacher 3	5%	20%	49%	88%
Teacher 4	0%	6%	34%	39%
Teacher 6	6%	17%	28%	35%
Teacher 7	6%	6%	35%	67%
Teacher 8	0%	0%	0%	0%
Teacher 10	12%	27%	41%	85%
TOTAL:	9%	21%	40%	57%

	BL	T1	T2	T3
Teacher 1				
Teacher 2				
Teacher 5				
Teacher 9				
Teacher 3				
Teacher 4				
Teacher 6				
Teacher 7				
Teacher 8				
Teacher 10				
TOTAL:				

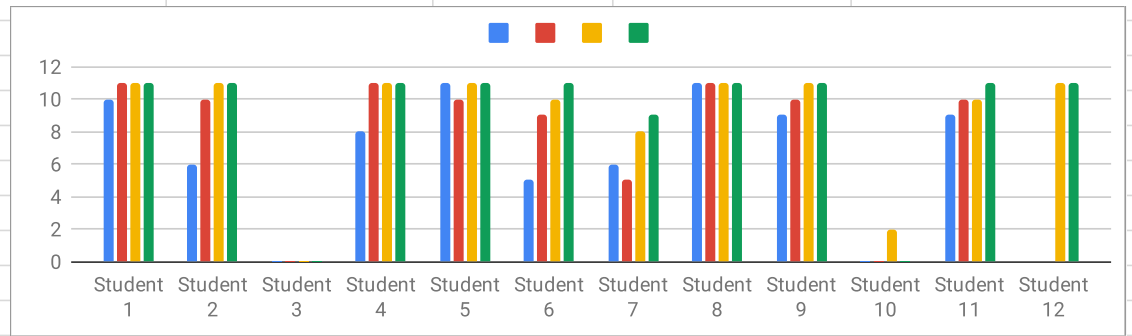




Teacher 1

Pre-K Students		Identifies Numbers (1.4.B)			
		Baseline	T1	T2	T3
1	Student 1	10	11	11	11
2	Student 2	6	10	11	11
3	Student 3	0	0	0	0
4	Student 4	8	11	11	11
5	Student 5	11	10	11	11
6	Student 6	5	9	10	11
7	Student 7	6	5	8	9
8	Student 8	11	11	11	11
9	Student 9	9	10	11	11
10	Student 10	0	0	2	0
11	Student 11	9	10	10	11
12	Student 12			11	11
13					
14					
15					
16					
17					
18					
19					
20					

Pre-K Student Intervention Groups				
	Proficient	Close	Far to Go	Intervention
Baseline	Student 1, Student 5	Student 4	Student 2, Student 6, Student 7	Student 3
Trimester 1	Student 1, Student 2, Student 4, Student 5	Student 6	Student 7	Student 3
Trimester 2	Student 1, Student 2, Student 4, Student 5, Student 6	Student 7		Student 3
Trimester 3	Student 1, Student 2, Student 4, Student 5, Student 6	Student 7		Student 3

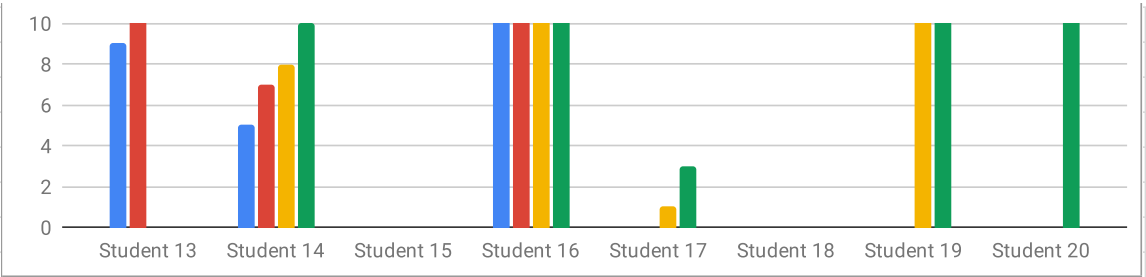


PS - Students		Identifies Numbers (1.4.B)			
		Baseline	T1	T2	T3
1	Student 13	9	11		
2	Student 14	5	7	8	10
3	Student 15	0	0		
4	Student 16	11	11	11	11
5	Student 17	0	0	1	3
6	Student 18			0	0
7	Student 19			11	11

PS Student Intervention Groups				
	Proficient	Close	Far to Go	Intervention
Baseline	Student 13, Student 14, Student 16			Student 15, Student 17
Trimester 1	Student 13, Student 14, Student 16			Student 15, Student 17
Trimester 2	Student 14, Student 16, Student 19			Student 17, Student 18
Trimester 3	Student 14, Student 16, Student 19, Student 20	Student 17		Student 18

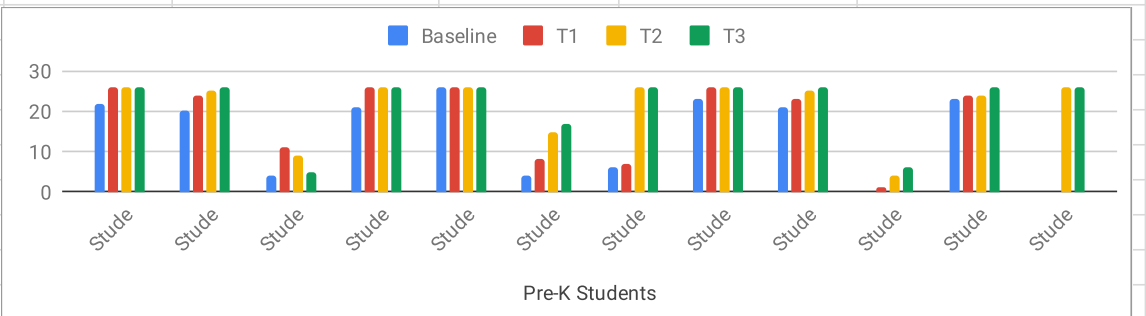


8	Student 20				11
9					
10					
11					
12					
13					
14					
15					
16					
17					
18					
19					
20					



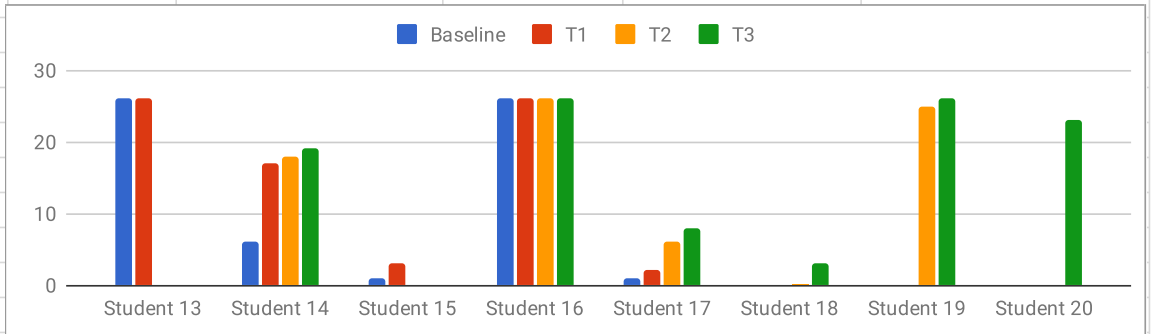
	Pre-K Students	Letter Identification (4.2.B)			
		Baseline	T1	T2	T3
1	Student 1	22	26	26	26
2	Student 2	20	24	25	26
3	Student 3	4	11	9	5
4	Student 4	21	26	26	26
5	Student 5	26	26	26	26
6	Student 6	4	8	15	17
7	Student 7	6	7	26	26
8	Student 8	23	26	26	26
9	Student 9	21	23	25	26
10	Student 10	0	1	4	6
11	Student 11	23	24	24	26
12	Student 12			26	26
13					
14					
15					
16					
17					
18					
19					
20					

Pre-K Student Intervention Groups				
	Proficient	Close	Far to Go	Intervention
Baseline	Student 5	Student 1, Student 2, Student 4		Student 3, Student 6, Student 7
Trimester 1	Student 1, Student 2, Student 4, Student 5		Student 3	Student 6, Student 7
Trimester 2	Student 1, Student 2, Student 4, Student 5, Student 7		Student 6	Student 3
Trimester 3	Student 1, Student 2, Student 4, Student 5, Student 7		Student 6	Student 3



PS - Students		Letter Identification (4.2.B)			
		Baseline	T1	T2	T3
1	Student 13	26	26		
2	Student 14	6	17	18	19
3	Student 15	1	3		
4	Student 16	26	26	26	26
5	Student 17	1	2	6	8
6	Student 18			0	3
7	Student 19			25	26
8	Student 20				23
9					
10					
11					
12					
13					
14					
15					
16					
17					
18					
19					
20					

PS Student Intervention Groups				
	Proficient	Close	Far to Go	Intervention
Baseline	Student 13, Student 16		Student 14	Student 15, Student 17
Trimester 1	Student 13, Student 14, Student 16			Student 15, Student 17
Trimester 2	Student 14, Student 16, Student 19		Student 17	Student 18
Trimester 3	Student 14, Student 16, Student 19		Student 17	Student 18

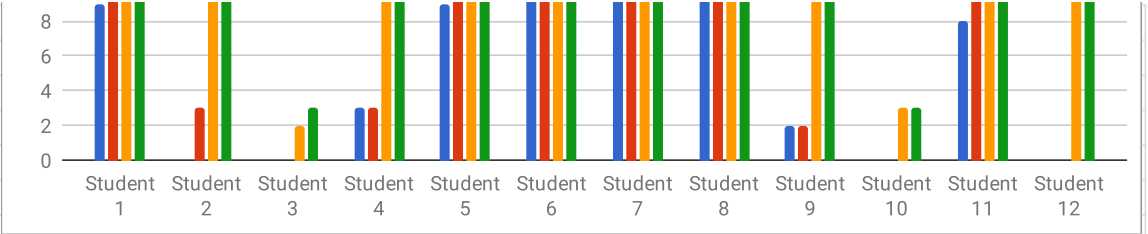


Pre-K Students		Phonology - Sorting/Segmenting (4.3.B)			
		Baseline	T1	T2	T3
1	Student 1	9	10	10	10
2	Student 2	0	3	10	10
3	Student 3	0	0	2	3
4	Student 4	3	3	10	10
5	Student 5	9	10	10	10
6	Student 6	10	10	10	10
7	Student 7	10	10	10	10
8	Student 8	10	10	10	10

Pre-K Student Intervention Groups				
	Proficient	Close	Far to Go	Intervention
Baseline	Student 1, Student 5, Student 6, Student 7			Student 2, Student 3, Student 4
Trimester 1	Student 1, Student 5, Student 6, Student 7			Student 2, Student 3, Student 4
Trimester 2	Student 1, Student 2, Student 4, Student 5, Student 6, Student 7			Student 3
Trimester 3	Student 1, Student 2, Student 4, Student 5, Student 6, Student 7			Student 3

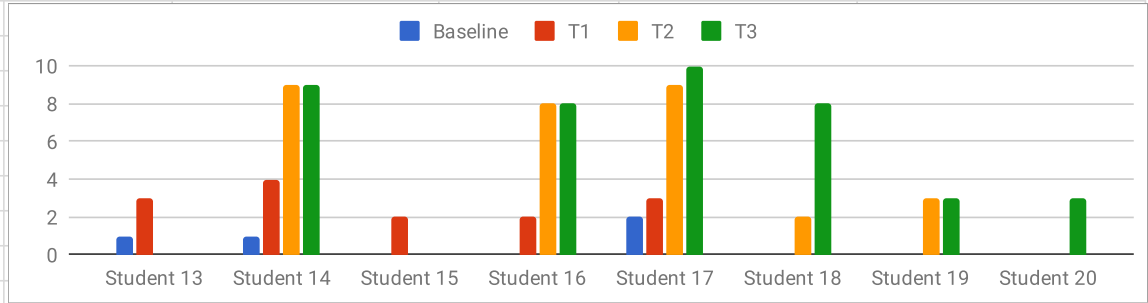


9	Student 9	2	2	10	10
10	Student 10	0	0	3	3
11	Student 11	8	10	10	10
12	Student 12			10	10
13					
14					
15					
16					
17					
18					
19					
20					



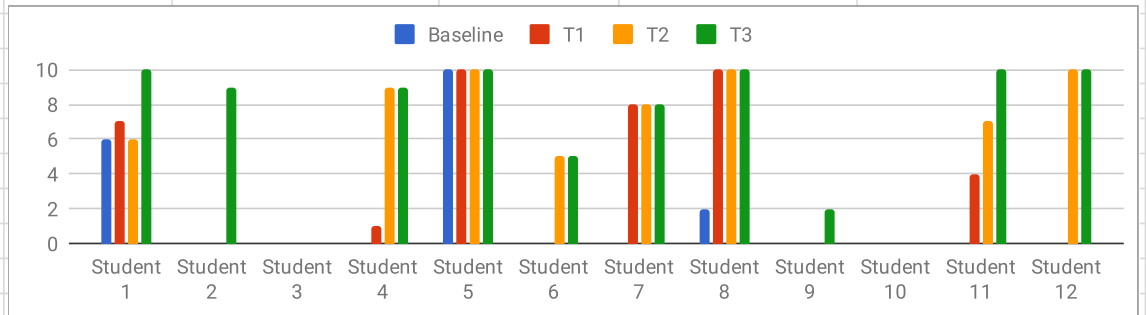
	PS - Students	Phonology - Sorting/Segmenting (4.3.B)			
		Baseline	T1	T2	T3
1	Student 13	1	3		
2	Student 14	1	4	9	9
3	Student 15	0	2		
4	Student 16	0	2	8	8
5	Student 17	2	3	9	10
6	Student 18			2	8
7	Student 19			3	3
8	Student 20				3
9					
10					
11					
12					
13					
14					
15					
16					
17					
18					
19					
20					

PS Student Intervention Groups				
	Proficient	Close	Far to Go	Intervention
Baseline				Student 13, Student 14, Student 15, Student 16, Student 17
Trimester 1				Student 13, Student 14, Student 15, Student 16, Student 17
Trimester 2	Student 14, Student 16, Student 17			Student 18, Student 19
Trimester 3	Student 14, Student 16, Student 17, Student 18			Student 19




Pre-K Students		Phonology - Rhyming (4.3.B)			
		Baseline	T1	T2	T3
1	Student 1	6	7	6	10
2	Student 2	0	0	0	9
3	Student 3	0	0	0	0
4	Student 4	0	1	9	9
5	Student 5	10	10	10	10
6	Student 6	0	0	5	5
7	Student 7	0	8	8	8
8	Student 8	2	10	10	10
9	Student 9	0	0	0	2
10	Student 10	0	0	0	0
11	Student 11	0	4	7	10
12	Student 12			10	10
13					
14					
15					
16					
17					
18					
19					
20					

Pre-K Student Intervention Groups				
	Proficient	Close	Far to Go	Intervention
Baseline	Student 5	Student 1		Student 2, Student 3, Student 4, Student 6, Student 7
Trimester 1	Student 5, Student 7	Student 1		Student 2, Student 3, Student 4, Student 6
Trimester 2	Student 4, Student 5, Student 7	Student 1	Student 6	Student 2, Student 3
Trimester 3	Student 1, Student 2, Student 4, Student 5, Student 7		Student 6	Student 3

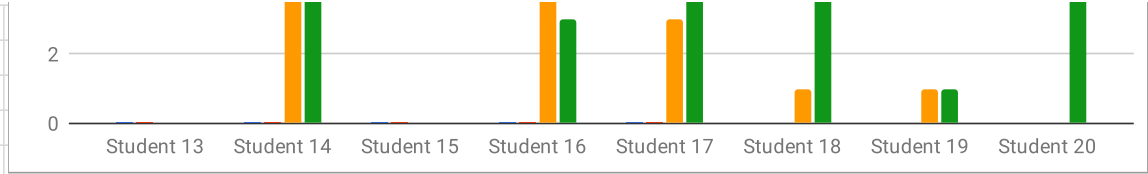


PS - Students		Phonology - Rhyming (4.3.B)			
		Baseline	T1	T2	T3
1	Student 13	0	0		
2	Student 14	0	0	5	5
3	Student 15	0	0		
4	Student 16	0	0	4	3
5	Student 17	0	0	3	6
6	Student 18			1	4
7	Student 19			1	1
8	Student 20				4
9					
10					

PS Student Intervention Groups				
	Proficient	Close	Far to Go	Intervention
Baseline				Student 13, Student 14, Student 15, Student 16, Student 17
Trimester 1				Student 13, Student 14, Student 15, Student 16, Student 17
Trimester 2			Student 14	Student 16, Student 17, Student 18, Student 19
Trimester 3		Student 17	Student 14	Student 16, Student 18, Student 19

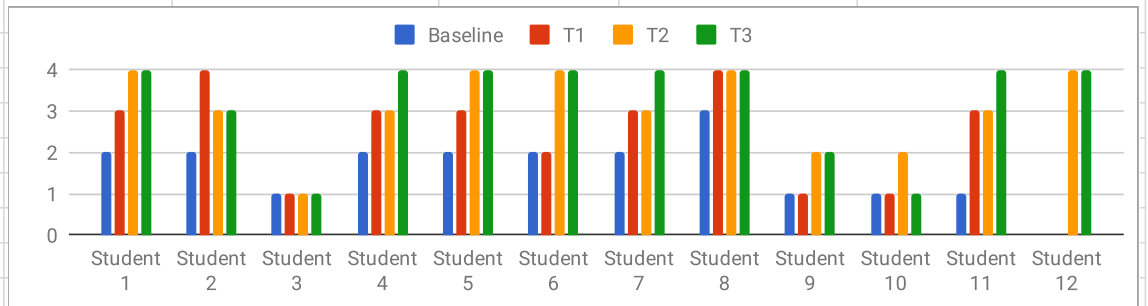


11					
12					
13					
14					
15					
16					
17					
18					
19					
20					



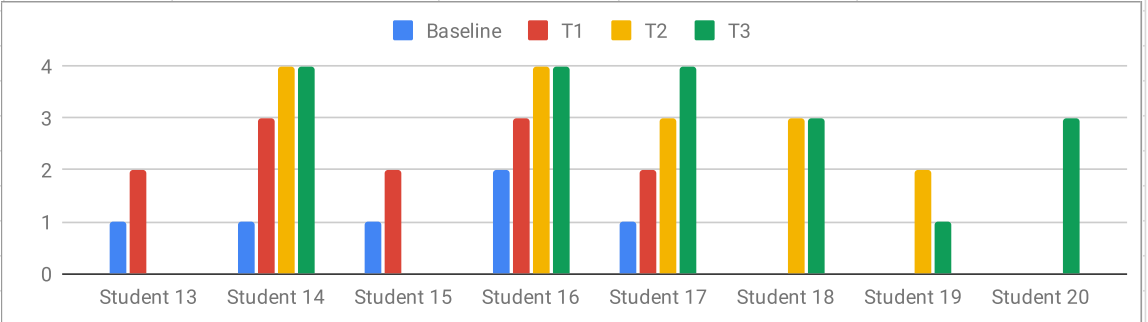
Pre-K Students		Writing (5.1.C)			
		Baseline	T1	T2	T3
1	Student 1	2	3	4	4
2	Student 2	2	4	3	3
3	Student 3	1	1	1	1
4	Student 4	2	3	3	4
5	Student 5	2	3	4	4
6	Student 6	2	2	4	4
7	Student 7	2	3	3	4
8	Student 8	3	4	4	4
9	Student 9	1	1	2	2
10	Student 10	1	1	2	1
11	Student 11	1	3	3	4
12	Student 12			4	4
13					
14					
15					
16					
17					
18					
19					
20					

Pre-K Student Intervention Groups				
	Proficient	Close	Far to Go	Intervention
Baseline		Student 8	Student 1, Student 2, Student 4, Student 5, Student 6, Student 7	Student 3, Student 9, Student 10, Student 11
Trimester 1	Student 2, Student 8	Student 1, Student 4, Student 5, Student 7, Student 11	Student 6	Student 3, Student 9, Student 10
Trimester 2	Student 1, Student 5, Student 6, Student 8, Student 12	Student 2, Student 4, Student 7, Student 11	Student 9, Student 10	Student 3
Trimester 3	Student 1, Student 4, Student 5, Student 6, Student 7, Student 8, Student 11, Student 12	Student 2	Student 9	Student 3, Student 10



PS - Students		Writing (5.1.C)			
		Baseline	T1	T2	T3
1	Student 13	1	2		
2	Student 14	1	3	4	4
3	Student 15	1	2		
4	Student 16	2	3	4	4
5	Student 17	1	2	3	4
6	Student 18			3	3
7	Student 19			2	1
8	Student 20				3
9					
10					
11					
12					
13					
14					
15					
16					
17					
18					
19					
20					

PS Student Intervention Groups				
	Proficient	Close	Far to Go	Intervention
Baseline			Student 16	Student 13, Student 14, Student 15, Student 17
Trimester 1		Student 14, Student 16	Student 13, Student 15, Student 17	
Trimester 2	Student 14, Student 16	Student 17, Student 18	Student 19	
Trimester 3	Student 14, Student 16, Student 17	Student 18, Student 20		Student 19



Pre-K Students					
		Baseline	T1	T2	T3
1	Student 1				
2	Student 2				
3	Student 3				
4	Student 4				
5	Student 5				
6	Student 6				
7	Student 7				
8	Student 8				
9	Student 9				
10	Student 10				

Pre-K Student Intervention Groups				
	Proficient	Close	Far to Go	Intervention
Baseline				
Trimester 1				
Trimester 2				
Trimester 3				

No data

11	Student 11				
12	Student 12				
13					
14					
15					
16					
17					
18					
19					
20					

NO data

PS - Students		Baseline	T1	T2	T3
1	Student 13				
2	Student 14				
3	Student 15				
4	Student 16				
5	Student 17				
6	Student 18				
7	Student 19				
8	Student 20				
9					
10					
11					
12					
13					
14					
15					
16					
17					
18					
19					
20					

PS Student Intervention Groups				
	Proficient	Close	Far to Go	Intervention
Baseline				
Trimester 1				
Trimester 2				
Trimester 3				

No data

% of Students who met the goals

