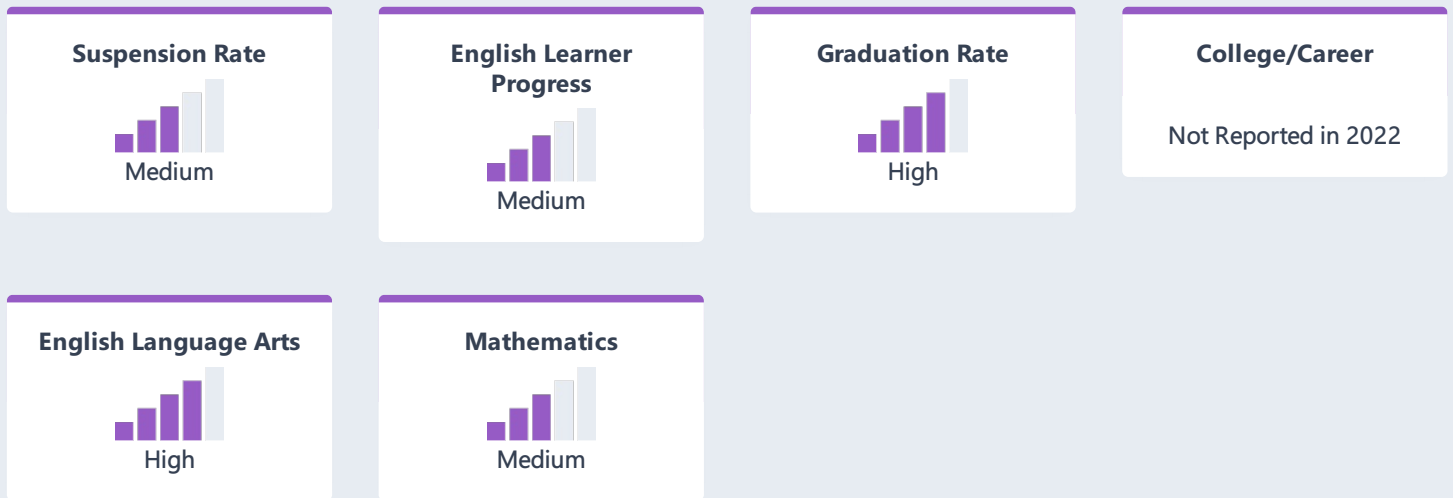


John F. Kennedy High

Explore the performance of John F. Kennedy High under California's Accountability System.

Due to the COVID-19 pandemic, state law allows the 2022 Dashboard to only display the most current year of data (also known as Status). For this year only, performance levels will be reported using one of five Status levels (ranging from Very High, High, Medium, Low, and Very Low) for state measures. Please note that the Status levels associated with the Chronic Absenteeism and Suspension Rate Indicators are reversed (ranging from Very Low, Low, Medium, High, and Very High). Information regarding this year's Dashboard data is available within the [Dashboard Communications Toolkit](#).



School Details

NAME John F. Kennedy High	ADDRESS 39999 Blacow Road Fremont, CA 94538-1913	WEBSITE https://kennedy.fremont...	GRADES SERVED 9-12
CHARTER No	DASHBOARD ALTERNATIVE SCHOOLS STATUS No		

Student Population

Explore information about this school's student population.

Enrollment

1,314

Socioeconomically Disadvantaged

39.7%

English Learners

14.5%

Foster Youth

0.1%

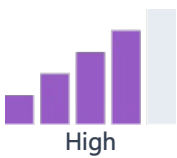
JOHN F. KENNEDY HIGH

Academic Performance

View Student Assessment Results and other aspects of school performance.

LEARN MORE

English Language Arts

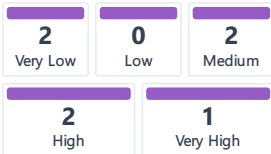


High

52.9 points above standard

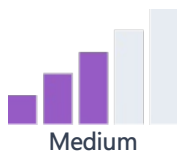
EQUITY REPORT

Number of Student Groups in Each Level



LEARN MORE

Mathematics

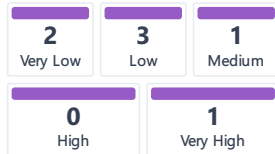


Medium

44.8 points below standard

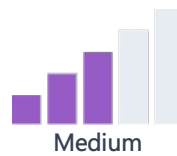
EQUITY REPORT

Number of Student Groups in Each Level



LEARN MORE

English Learner Progress



Medium

45.7% making progress towards English language proficiency

LEARN MORE

College/Career

Not Reported In 2022

JOHN F. KENNEDY HIGH

Academic Engagement

See information that shows how well schools are engaging students in their learning.

LEARN MORE

Graduation Rate

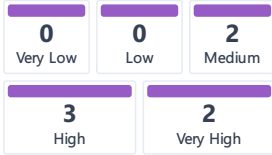


High

93.3% graduated

EQUITY REPORT

Number of Student Groups in Each Level



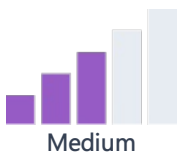
JOHN F. KENNEDY HIGH

Conditions & Climate

View data related to how well schools are providing a healthy, safe and welcoming environment.

LEARN MORE

Suspension Rate



1.8% suspended at least one day

EQUITY REPORT

Number of Student Groups in Each Level

