



2018-2019 Pine Tree Primary Reading Data

The Greatest School on Earth!

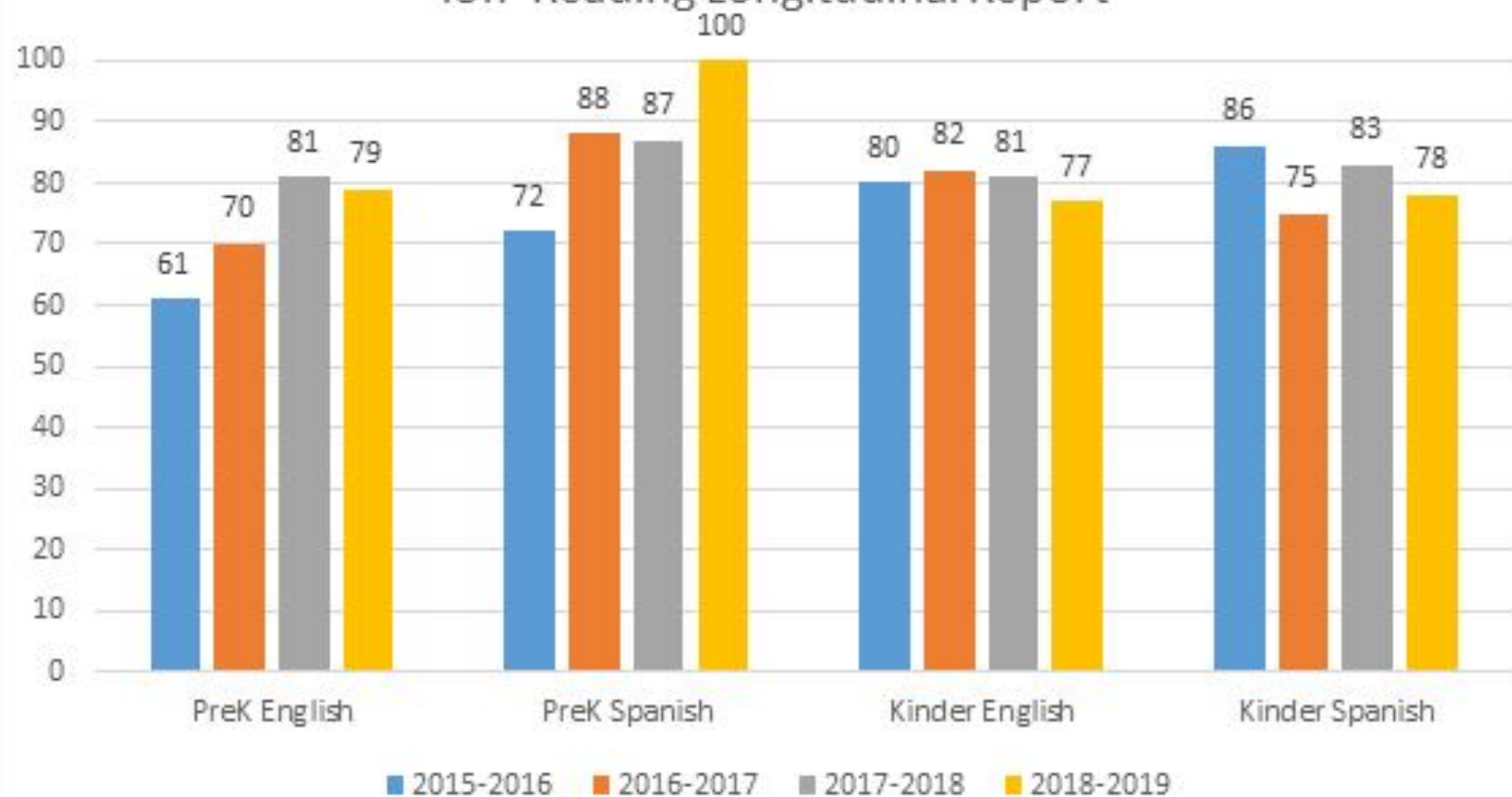
Cristi Parsons, Principal

Ruthie Walker, Assistant Principal



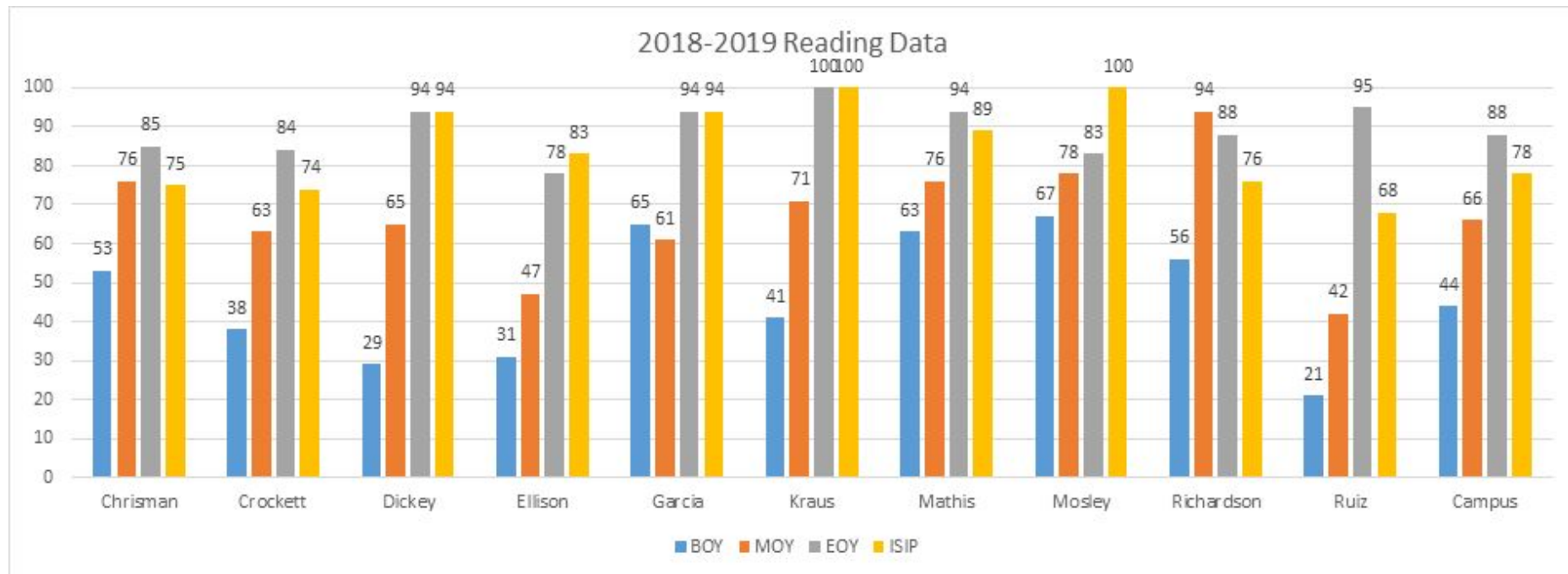
PreKindergarten Reading Data

ISIP Reading Longitudinal Report



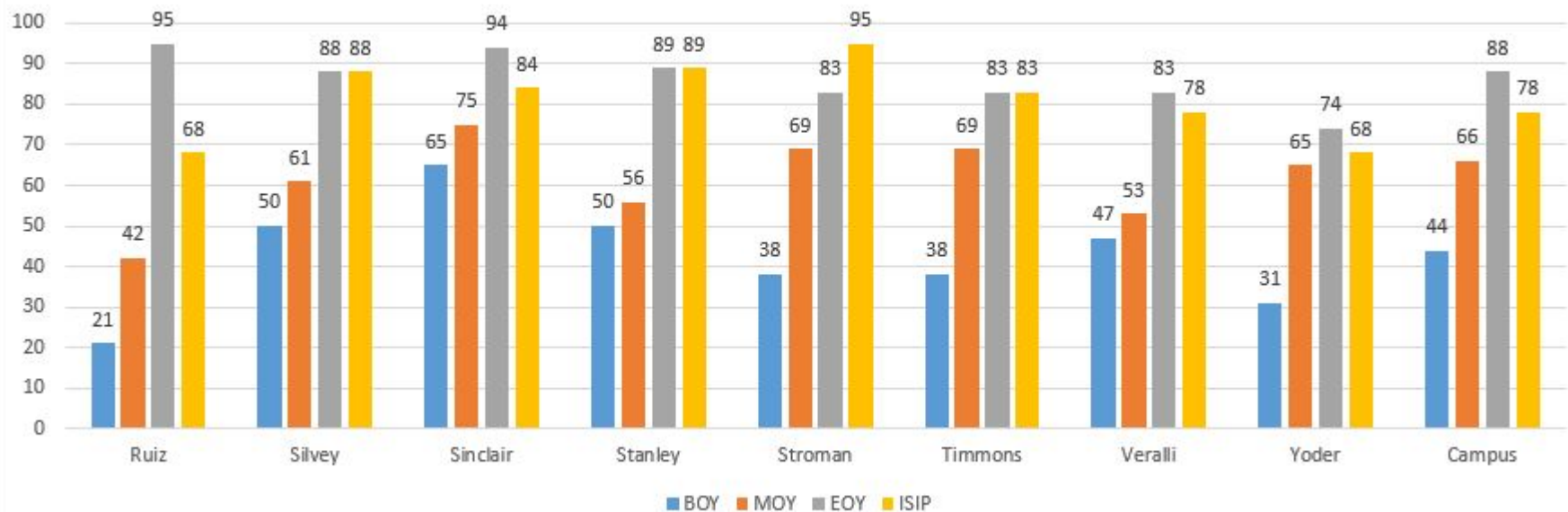


Kindergarten Reading Data



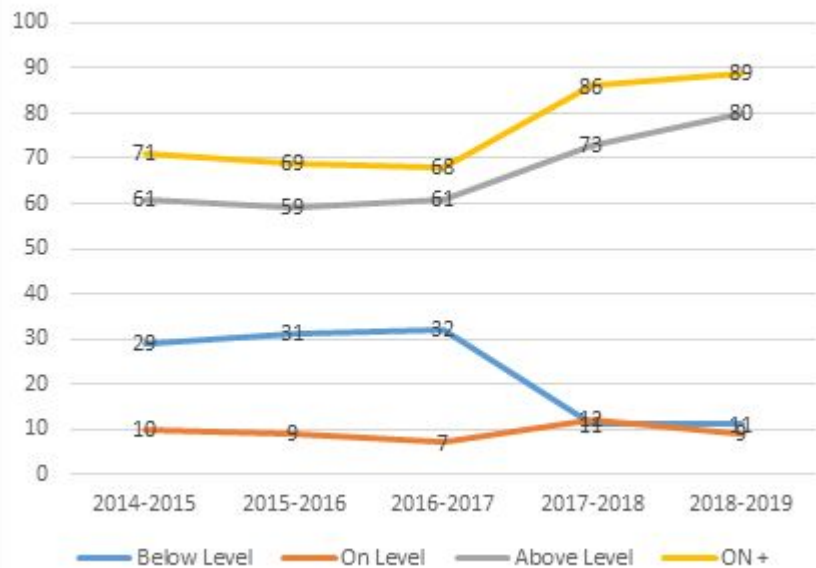
BOY, MOY, and EOY Data using Fountas & Pinnell BAS
 ISIP is IStation report

2018-2019 Reading Data

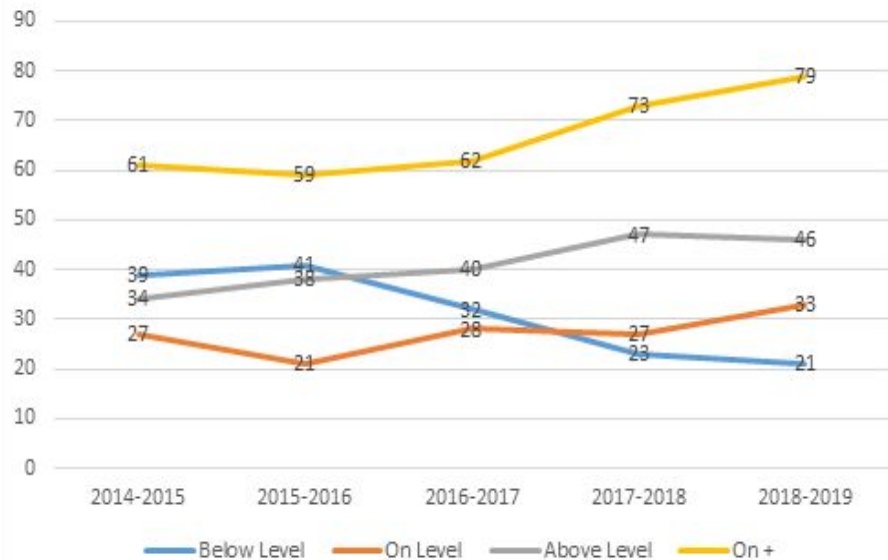


Fountas & Pinnell BAS					IStation ISIP				Notes
Teacher	2015 2016	2016-2017 1 st Yr. PLC	2017-2018 2 nd Yr. PLC	2018-2019 3 rd Yr. PLC	2015 2016	2016-2017 1 st Yr. PLC	2017-2018 2 nd Yr. PLC	2018-2019 3 rd Yr. PLC	
Chrisman	55%	NA	NA	85%	ISIP Classroom Summary Reports are expunged	NA	NA	75%	Resigned for 2 Yrs
Kraus	84%	89%	100%	100%		79%	95%	100%	
Mosley	84%	89%	100%	83%		79%	90%	100%	
Richardson	68%	89%	86%	88%		68%	85%	76%	
<u>Silvey</u>	47%	74%	95%	88%		53%	72%	88%	
Sinclair	79%	76%	95%	94%		48%	91%	84%	
Stroman	72%	68%	86%	95%		74%	80%	83%	
<u>Veralli</u>	60%	60%	76%	83%		50%	71%	78%	
Yoder	70%	95%	95%	74%		79%	86%	68%	1 st Yr. of Inclusion
CAMPUS	69%	68%	86%	89%		80%	82%	82%	78%
Ellison		58%	83%	78%		53%	83%	83%	
Ruiz		56%	57%	95%		44%	55%	68%	
Timmons		50%	85%	83%		53%	73%	83%	
Garcia			70%	94%			96%	94%	
Stanley			95%	89%			90%	89%	
Crockett			85%	84%			76%	74%	
Dickey				94%				94%	1 st Year Teacher
Mathis				94%				89%	Looped from 2018 students

EOY Primary C+ Longitudinal Data



EOY Primary D+ Longitudinal Data





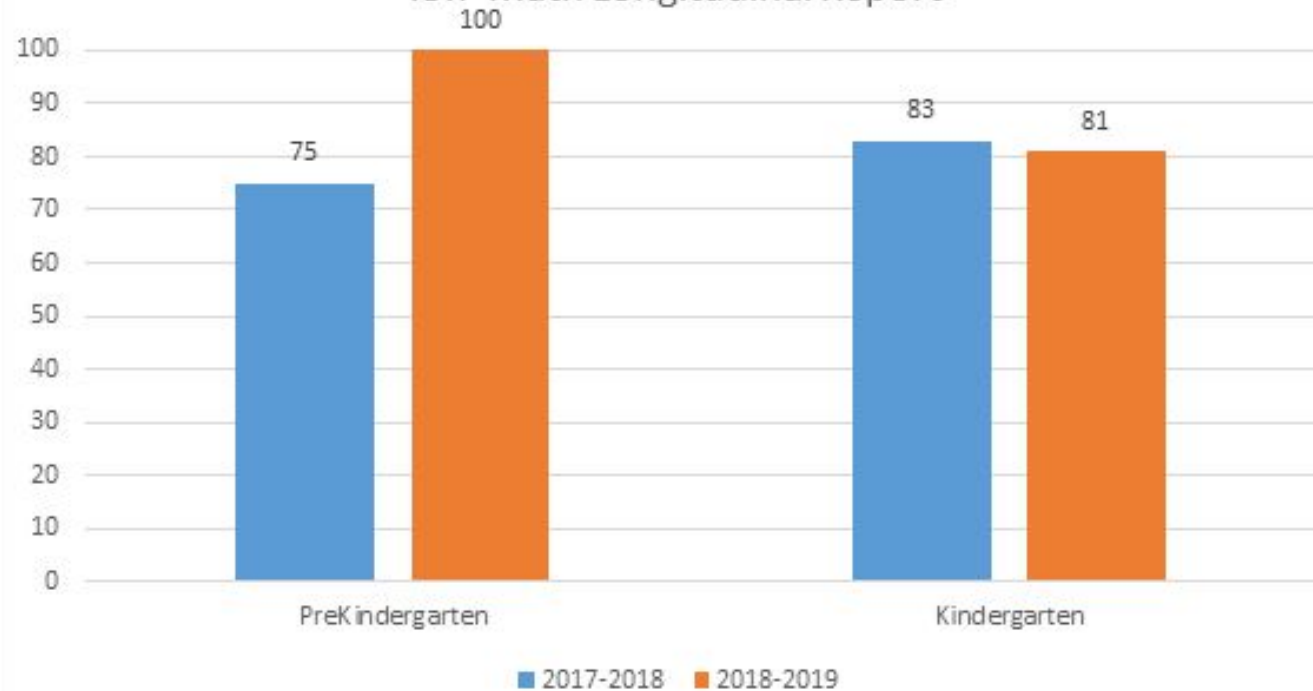
2018-2019 Pine Tree Primary Math Data

The Greatest School on Earth!

Cristi Parsons, Principal

Ruthie Walker, Assistant Principal

ISIP Math Longitudinal Report



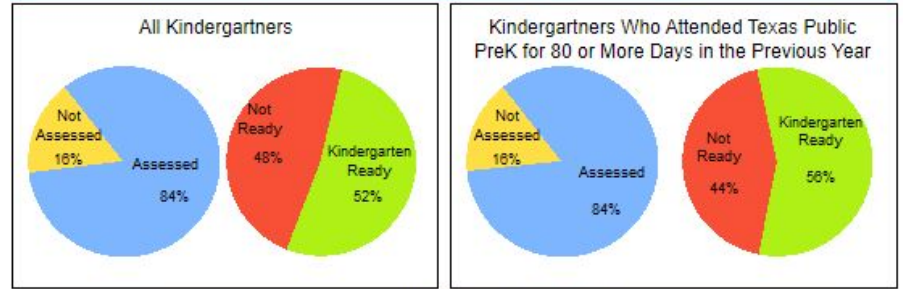


Kindergarten Readiness Recognition from State

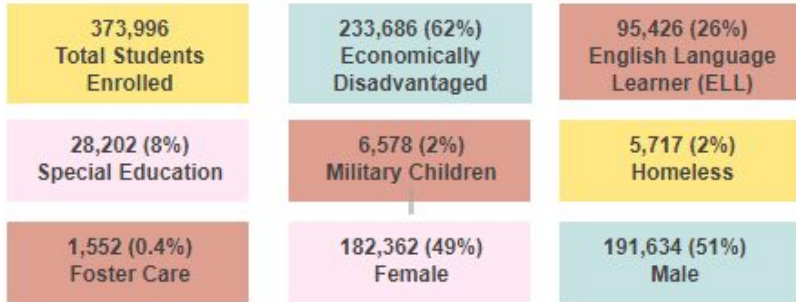
State of Texas Data

Kindergarten Readiness Data show that only 56% of students who attended a prekindergarten program similar to Pine Tree Primary were Kindergarten ready compared to Primary's score of 93.7%

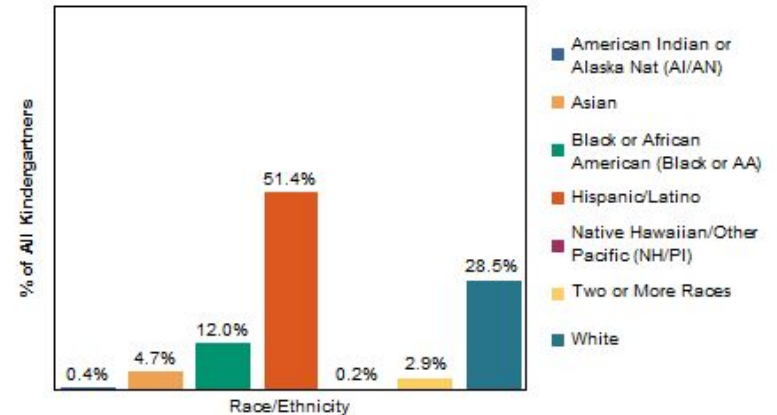
Public Kindergarten Readiness Assessments and Results for 2018-19 School Year



Public Kindergarten Enrollment for 2018-19 School Year



Public Kindergarten Enrollment by Race/Ethnicity for 2018-19 School Year



190,835 (51%) Kindergartners Attended Texas Public PreK in 2017-18

139,297 (37%) Attended Texas Public PreK for 80 or More Days	163,770 (44%) Attended Texas Public PreK in Same District	117,639 (31%) Attended Texas Public PreK in Same School
---	--	--

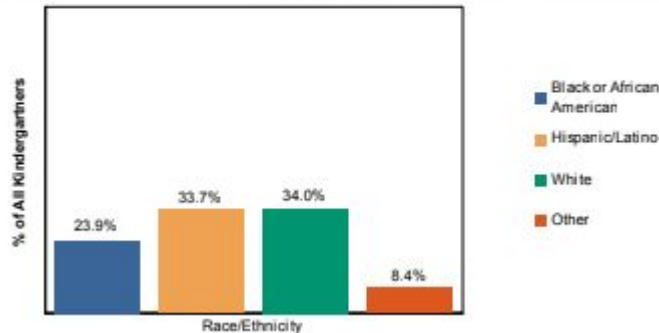
Public Kindergarten Enrollment for 2018-19 School Year

309 Total Students Enrolled	232 (75.1%) Economically Disadvantaged	86 (18.1%) English Language Learner (ELL)
22 (7.1%) Special Education	• Military Children	• Homeless
• Foster Care	146 (47.2%) Female	163 (52.8%) Male

186 (60.2%) Kindergartners Attended Texas Public PreK in 2017-18	166 (53.7%) Kindergartners Attended Texas Public PreK in Same District	166 (53.7%) Kindergartners Attended Texas Public PreK in Same School
---	---	---

114 (36.9%) Kindergartners Attended Texas Public PreK for 80 or More Days in 2017-18 School Year

Public Kindergarten Enrollment by Race/Ethnicity for 2018-19 School Year



	Attended Public PreK for 80 or More Days in the Previous School Year				
	Students Enrolled	Students Assessed	% Students Assessed	Kindergarten Ready	% Kindergarten Ready
2016-17	159	134	84.3%	86	64.2%
2017-18	188	185	98.4%	128	69.2%
2018-19	114	111	97.4%	104	93.7%

This is Pine Tree Primary's data taken from the TPEIR report on Kindergarten Readiness which assess the quality of prekindergarten programs in the state of Texas. Students are assessed for readiness in 5 domains: early literacy reading, early literacy writing, mathematics, social and emotional, and language.

GROWTH!

Public Kindergarten Readiness Assessments and Results for 2018-19 Kindergartners Who Attended Texas Public PreK in the 2017-18 School Year for 80 or More Days



Kindergarten **students assessed** in 2018-19 decreased by 1.0 percentage points from the previous school year



Kindergarten **ready students** in 2018-19 increased by 24.5 percentage points from the previous school year

	Attended Texas Public PreK for 80 or More Days in 2017-18			
	Students Assessed	% Students Assessed	Kindergarten Ready	% Kindergarten Ready
All Assessments	111	97.4%	104	93.7%

The TPEIR report assesses Kindergarten Readiness by evaluating the quality of prekindergarten programs. In 2018-2019, Pine Tree Primary Prekindergarten students scored as 94% ready for kindergarten. This was the highest readiness score in Region 7 where the school is located and one of the highest scores in the state of Texas. This is over a 25% increase in readiness from the previous school year.

	Assessments and Results for Kindergartners Who Attended Texas Public PreK for 80 or More Days											
	2016-17				2017-18				2018-19			
	Students Assessed	% Students Assessed	Kindergarten Ready	% Kindergarten Ready	Students Assessed	% Students Assessed	Kindergarten Ready	% Kindergarten Ready	Students Assessed	% Students Assessed	Kindergarten Ready	% Kindergarten Ready
Econ Disadv	116	83.5%	73	62.9%	165	98.2%	114	69.1%	98	97.0%	93	94.9%
ELL	49	90.7%	29	59.2%	65	100.0%	56	86.2%	36	94.7%	*	*
Foster Care	0	0.0%	0	0.0%	0	0.0%	0	0.0%	*	*	*	*
Homeless	*	*	*	*	*	*	*	*	0	0.0%	0	0.0%
Military Children	0	0.0%	0	0.0%	*	*	*	*	*	*	*	*
Special Education	8	66.7%	*	*	5	83.3%	*	*	7	87.5%	*	*
Female	73	90.1%	49	67.1%	89	97.8%	70	78.7%	58	100.0%	*	*
Male	61	78.2%	37	60.7%	96	99.0%	58	60.4%	53	94.6%	*	*