

Percentage of students who have met the goal:

| Rote Counting (1.1.B) |     |     |     |      |    |
|-----------------------|-----|-----|-----|------|----|
|                       | BL  | Q1  | Q2  | Q3   | Q4 |
| Teacher 1             | 41% | 73% | 94% | 100% |    |
| Teacher 2             | 43% | 63% | 81% | 81%  |    |
| Teacher 3             | 53% | 71% | 87% | 92%  |    |
| Teacher 4             | 43% | 58% | 88% | 96%  |    |
| Teacher 5             | 0%  | 25% | 0%  | 50%  |    |
| Teacher 6             | 32% | 68% | 86% | 96%  |    |
| Teacher 7             | 46% | 71% | 87% | 85%  |    |
| Teacher 8             | 28% | 60% | 72% | 81%  |    |
| Teacher 9             | 61% | 73% | 84% | 69%  |    |
| Teacher 10            | 52% | 77% | 93% | 92%  |    |
| Teacher 11            | 39% | 56% | 83% | 90%  |    |
| TOTAL:                | 40% | 63% | 78% | 85%  |    |

| Labeling Letters (4.2.B) |     |     |      |      |    |
|--------------------------|-----|-----|------|------|----|
|                          | BL  | Q1  | Q2   | Q3   | Q4 |
| Teacher 1                | 13% | 13% | 54%  | 54%  |    |
| Teacher 2                | 39% | 39% | 49%  | 65%  |    |
| Teacher 3                | 45% | 45% | 63%  | 92%  |    |
| Teacher 4                | 52% | 55% | 72%  | 83%  |    |
| Teacher 5                | 75% | 75% | 100% | 100% |    |
| Teacher 6                | 25% | 43% | 86%  | 86%  |    |
| Teacher 7                | 31% | 36% | 39%  | 42%  |    |
| Teacher 8                | 15% | 35% | 52%  | 69%  |    |
| Teacher 9                | 26% | 31% | 59%  | 70%  |    |
| Teacher 10               | 27% | 33% | 59%  | 83%  |    |
| Teacher 11               | 36% | 38% | 72%  | 76%  |    |
| TOTAL:                   | 35% | 40% | 64%  | 74%  |    |

| Identifies Numbers (1.4.B) |     |     |     |     |    |
|----------------------------|-----|-----|-----|-----|----|
|                            | BL  | Q1  | Q2  | Q3  | Q4 |
| Teacher 1                  | 13% | 27% | 61% | 57% |    |
| Teacher 2                  | 43% | 49% | 49% | 77% |    |
| Teacher 3                  | 49% | 49% | 73% | 96% |    |
| Teacher 4                  | 40% | 51% | 73% | 91% |    |
| Teacher 5                  |     |     |     |     |    |
| Teacher 6                  | 36% | 39% | 71% | 96% |    |
| Teacher 7                  | 23% | 36% | 46% | 79% |    |
| Teacher 8                  | 28% | 35% | 68% | 71% |    |
| Teacher 9                  | 58% | 79% | 71% | 69% |    |
| Teacher 10                 | 52% | 63% | 78% | 79% |    |
| Teacher 11                 | 46% | 48% | 81% | 96% |    |
| TOTAL:                     | 39% | 48% | 67% | 81% |    |

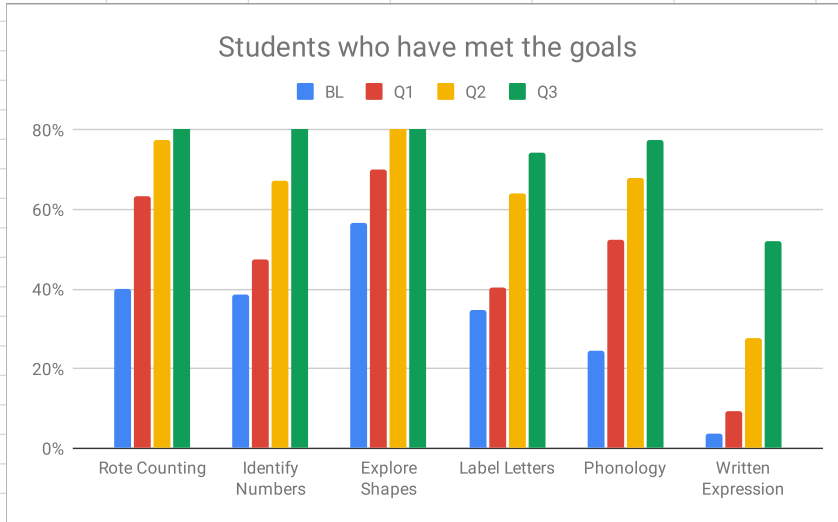
| Phonology (4.3.B) |     |     |     |      |    |
|-------------------|-----|-----|-----|------|----|
|                   | BL  | Q1  | Q2  | Q3   | Q4 |
| Teacher 1         | 21% | 63% | 75% | 100% |    |
| Teacher 2         | 6%  | 39% | 68% | 65%  |    |
| Teacher 3         | 35% | 57% | 78% | 85%  |    |
| Teacher 4         | 26% | 63% | 88% | 95%  |    |
| Teacher 5         |     |     |     |      |    |
| Teacher 6         | 32% | 54% | 61% | 88%  |    |
| Teacher 7         | 23% | 36% | 33% | 65%  |    |
| Teacher 8         | 15% | 54% | 67% | 73%  |    |
| Teacher 9         | 20% | 36% | 65% | 56%  |    |
| Teacher 10        | 29% | 52% | 63% | 71%  |    |
| Teacher 11        | 38% | 72% | 83% | 78%  |    |
| TOTAL:            | 24% | 52% | 68% | 78%  |    |

| Explores Shapes (2.2) |     |      |      |      |    |
|-----------------------|-----|------|------|------|----|
|                       | BL  | Q1   | Q2   | Q3   | Q4 |
| Teacher 1             | 53% | 67%  | 88%  | 94%  |    |
| Teacher 2             | 45% | 53%  | 71%  | 73%  |    |
| Teacher 3             | 88% | 92%  | 96%  | 100% |    |
| Teacher 4             | 69% | 77%  | 92%  | 95%  |    |
| Teacher 5             | 50% | 100% | 100% | 100% |    |
| Teacher 6             | 43% | 64%  | 93%  | 93%  |    |
| Teacher 7             | 38% | 64%  | 74%  | 78%  |    |
| Teacher 8             | 33% | 47%  | 83%  | 88%  |    |

| Writing (5.1.C) |     |     |     |     |    |
|-----------------|-----|-----|-----|-----|----|
|                 | BL  | Q1  | Q2  | Q3  | Q4 |
| Teacher 1       | 0%  | 25% | 51% | 72% |    |
| Teacher 2       | 0%  | 0%  | 61% | 71% |    |
| Teacher 3       | 0%  | 0%  | 13% | 40% |    |
| Teacher 4       | 4%  | 4%  | 15% | 29% |    |
| Teacher 5       |     |     |     |     |    |
| Teacher 6       | 0%  | 4%  | 18% | 54% |    |
| Teacher 7       | 0%  | 0%  | 0%  | 13% |    |
| Teacher 8       | 20% | 35% | 37% | 64% |    |

|            |     |     |     |     |  |
|------------|-----|-----|-----|-----|--|
| Teacher 9  | 83% | 73% | 94% | 95% |  |
| Teacher 10 | 65% | 65% | 95% | 96% |  |
| Teacher 11 | 56% | 66% | 74% | 95% |  |
| TOTAL:     | 57% | 70% | 87% | 91% |  |

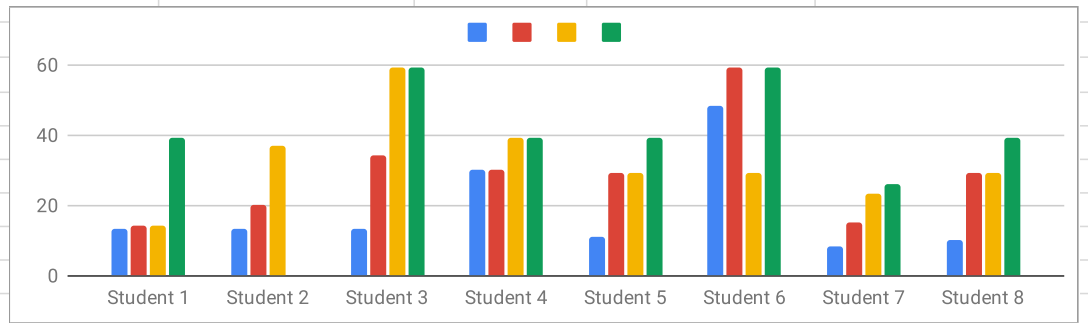
|            |     |     |     |     |  |
|------------|-----|-----|-----|-----|--|
| Teacher 9  | 0%  | 0%  | 20% | 56% |  |
| Teacher 10 | 0%  | 0%  | 15% | 79% |  |
| Teacher 11 | 13% | 25% | 47% | 41% |  |
| TOTAL:     | 4%  | 9%  | 28% | 52% |  |



**Teacher 1**

| Pre-K Students |           | Rote Counting (1.1.B) |    |    |    |    |
|----------------|-----------|-----------------------|----|----|----|----|
|                |           | Baseline              | Q1 | Q2 | Q3 | Q4 |
| 1              | Student 1 | 13                    | 14 | 14 | 39 |    |
| 2              | Student 2 | 13                    | 20 | 37 |    |    |
| 3              | Student 3 | 13                    | 34 | 59 | 59 |    |
| 4              | Student 4 | 30                    | 30 | 39 | 39 |    |
| 5              | Student 5 | 11                    | 29 | 29 | 39 |    |
| 6              | Student 6 | 48                    | 59 | 29 | 59 |    |
| 7              | Student 7 | 8                     | 15 | 23 | 26 |    |
| 8              | Student 8 | 10                    | 29 | 29 | 39 |    |
| 9              |           |                       |    |    |    |    |
| 10             |           |                       |    |    |    |    |
| 11             |           |                       |    |    |    |    |
| 12             |           |                       |    |    |    |    |
| 13             |           |                       |    |    |    |    |
| 14             |           |                       |    |    |    |    |
| 15             |           |                       |    |    |    |    |

| Pre-K Student Intervention Groups |   |           |   |              |
|-----------------------------------|---|-----------|---|--------------|
|                                   | Proficient  | Close     | Far to Go   | Intervention |
| Baseline                          | Student 4, Student 6  |           | Student 1, Student 2, Student 3, Student 5, Student 8 | Student 7    |
| Quarter 1                         | Student 2, Student 3, Student 4, Student 5, Student 6, Student 8            | Student 7 | Student 1   |              |
| Quarter 2                         | Student 2, Student 3, Student 4, Student 5, Student 6, Student 7, Student 8 |           | Student 1   |              |
| Quarter 3                         | Student 1, Student 3, Student 4, Student 5, Student 6, Student 7, Student 8 |           |   |              |
| Quarter 4                         |   |           |   |              |

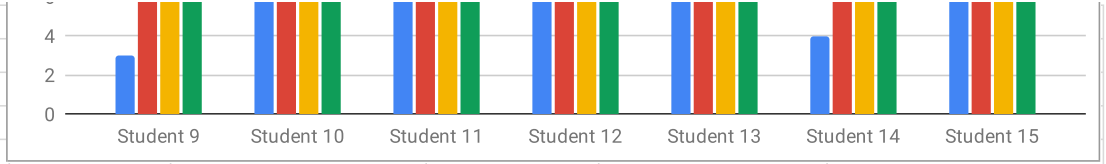


| PS - Students |            | Rote Counting (1.1.B) |    |    |    |    |
|---------------|------------|-----------------------|----|----|----|----|
|               |            | Baseline              | Q1 | Q2 | Q3 | Q4 |
| 1             | Student 9  | 3                     | 8  | 13 | 14 |    |
| 2             | Student 10 | 10                    | 14 | 14 | 14 |    |
| 3             | Student 11 | 12                    | 30 | 39 | 39 |    |
| 4             | Student 12 | 10                    | 12 | 26 | 49 |    |
| 5             | Student 13 | 10                    | 14 | 18 | 29 |    |
| 6             | Student 14 | 4                     | 13 | 13 | 29 |    |
| 7             | Student 15 | 6                     | 9  | 13 | 13 |    |
| 8             |            |                       |    |    |    |    |
| 9             |            |                       |    |    |    |    |
| 10            |            |                       |    |    |    |    |

| PS Student Intervention Groups |   |                       |            |                       |
|--------------------------------|---|-----------------------|------------|-----------------------|
|                                | Proficient  | Close                 | Far to Go  | Intervention          |
| Baseline                       | Student 10, Student 11, Student 12, Student 13                                    |                       | Student 15 | Student 9, Student 14 |
| Quarter 1                      | Student 10, Student 11, Student 12, Student 13, Student 14                        | Student 9, Student 15 |            |                       |
| Quarter 2                      | Student 9, Student 10, Student 11, Student 12, Student 13, Student 14, Student 15 |                       |            |                       |
| Quarter 3                      | Student 9, Student 10, Student 11, Student 12, Student 13, Student 14, Student 15 |                       |            |                       |
| Quarter 4                      |   |                       |            |                       |

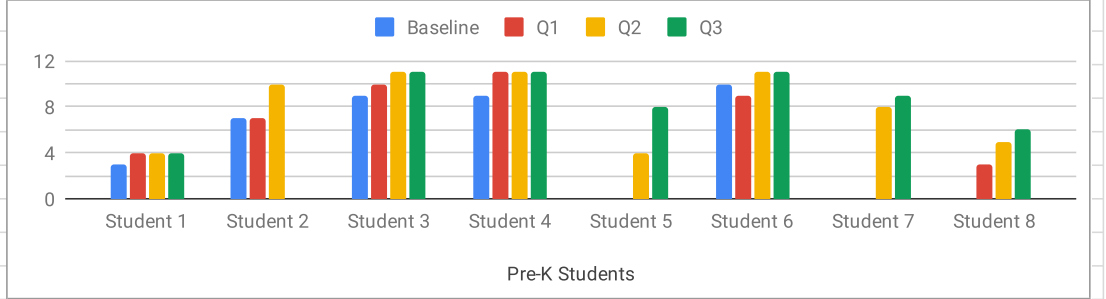


|    |  |  |  |  |  |  |
|----|--|--|--|--|--|--|
| 11 |  |  |  |  |  |  |
| 12 |  |  |  |  |  |  |
| 13 |  |  |  |  |  |  |
| 14 |  |  |  |  |  |  |
| 15 |  |  |  |  |  |  |



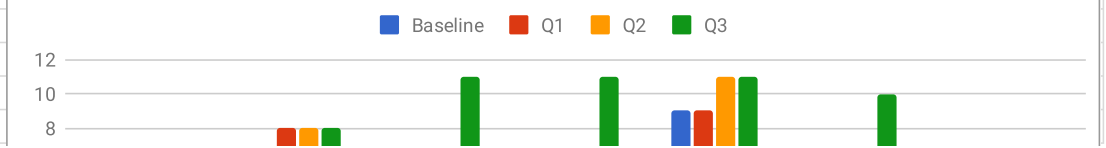
| Pre-K Students |           | Identifies Numbers (1.4.B) |    |    |    |    |
|----------------|-----------|----------------------------|----|----|----|----|
|                |           | Baseline                   | Q1 | Q2 | Q3 | Q4 |
| 1              | Student 1 | 3                          | 4  | 4  | 4  |    |
| 2              | Student 2 | 7                          | 7  | 10 |    |    |
| 3              | Student 3 | 9                          | 10 | 11 | 11 |    |
| 4              | Student 4 | 9                          | 11 | 11 | 11 |    |
| 5              | Student 5 | 0                          | 0  | 4  | 8  |    |
| 6              | Student 6 | 10                         | 9  | 11 | 11 |    |
| 7              | Student 7 | 0                          | 0  | 8  | 9  |    |
| 8              | Student 8 | 0                          | 3  | 5  | 6  |    |
| 9              |           |                            |    |    |    |    |
| 10             |           |                            |    |    |    |    |
| 11             |           |                            |    |    |    |    |
| 12             |           |                            |    |    |    |    |
| 13             |           |                            |    |    |    |    |
| 14             |           |                            |    |    |    |    |
| 15             |           |                            |    |    |    |    |

| Pre-K Student Intervention Groups |  |                                 |                                 |  |
|-----------------------------------|--|---------------------------------|---------------------------------|--|
|                                   | Proficient                                 | Close                           | Far to Go                       | Intervention                               |
| Baseline                          | Student 6                                  | Student 2, Student 3, Student 4 |                                 | Student 1, Student 5, Student 7, Student 8 |
| Quarter 1                         | Student 3, Student 4                       | Student 2, Student 6            | Student 1                       | Student 5, Student 7, Student 8            |
| Quarter 2                         | Student 2, Student 3, Student 4, Student 6 | Student 7                       | Student 1, Student 5, Student 8 |  |
| Quarter 3                         | Student 3, Student 4, Student 6            | Student 5, Student 7            | Student 1, Student 8            |  |
| Quarter 4                         |  |                                 |                                 |  |

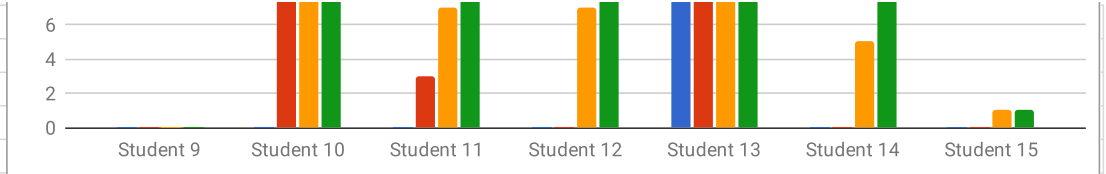


| PS - Students |            | Identifies Numbers (1.4.B) |    |    |    |    |
|---------------|------------|----------------------------|----|----|----|----|
|               |            | Baseline                   | Q1 | Q2 | Q3 | Q4 |
| 1             | Student 9  | 0                          | 0  | 0  | 0  |    |
| 2             | Student 10 | 0                          | 8  | 8  | 8  |    |
| 3             | Student 11 | 0                          | 3  | 7  | 11 |    |
| 4             | Student 12 | 0                          | 0  | 7  | 11 |    |
| 5             | Student 13 | 9                          | 9  | 11 | 11 |    |
| 6             | Student 14 | 0                          | 0  | 5  | 10 |    |
| 7             | Student 15 | 0                          | 0  | 1  | 1  |    |
| 8             |            |                            |    |    |    |    |
| 9             |            |                            |    |    |    |    |
| 10            |            |                            |    |    |    |    |

| PS Student Intervention Groups |  |            |           |   |
|--------------------------------|--|------------|-----------|---|
|                                | Proficient   | Close      | Far to Go | Intervention  |
| Baseline                       | Student 13   |            |           | Student 9, Student 10, Student 11, Student 12, Student 14, Student 15 |
| Quarter 1                      | Student 10, Student 13                                     | Student 11 |           | Student 9, Student 12, Student 14, Student 15                         |
| Quarter 2                      | Student 10, Student 11, Student 12, Student 13, Student 14 |            |           | Student 9, Student 15   |
| Quarter 3                      | Student 10, Student 11, Student 12, Student 13, Student 14 |            |           | Student 9, Student 15   |
| Quarter 4                      |  |            |           |   |

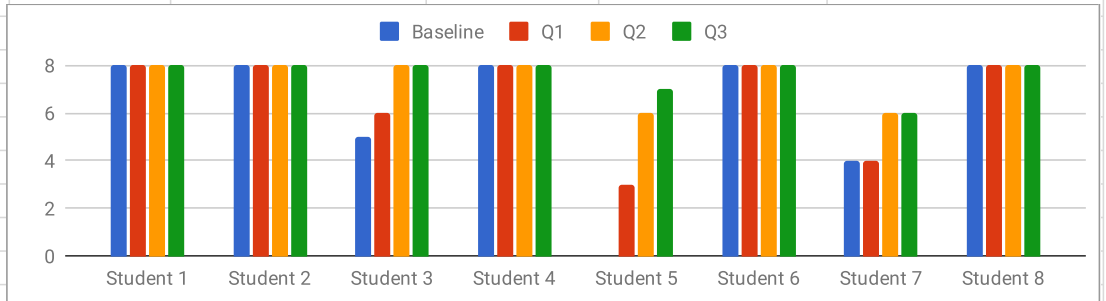


|    |  |  |  |  |  |  |
|----|--|--|--|--|--|--|
| 11 |  |  |  |  |  |  |
| 12 |  |  |  |  |  |  |
| 13 |  |  |  |  |  |  |
| 14 |  |  |  |  |  |  |
| 15 |  |  |  |  |  |  |




| Pre-K Students |           | Explores Shapes (2.2) |    |    |    |    |
|----------------|-----------|-----------------------|----|----|----|----|
|                |           | Baseline              | Q1 | Q2 | Q3 | Q4 |
| 1              | Student 1 | 8                     | 8  | 8  | 8  |    |
| 2              | Student 2 | 8                     | 8  | 8  | 8  |    |
| 3              | Student 3 | 5                     | 6  | 8  | 8  |    |
| 4              | Student 4 | 8                     | 8  | 8  | 8  |    |
| 5              | Student 5 | 0                     | 3  | 6  | 7  |    |
| 6              | Student 6 | 8                     | 8  | 8  | 8  |    |
| 7              | Student 7 | 4                     | 4  | 6  | 6  |    |
| 8              | Student 8 | 8                     | 8  | 8  | 8  |    |
| 9              |           |                       |    |    |    |    |
| 10             |           |                       |    |    |    |    |
| 11             |           |                       |    |    |    |    |
| 12             |           |                       |    |    |    |    |
| 13             |           |                       |    |    |    |    |
| 14             |           |                       |    |    |    |    |
| 15             |           |                       |    |    |    |    |

| Pre-K Student Intervention Groups |   |                      |                      |              |
|-----------------------------------|---|----------------------|----------------------|--------------|
|                                   | Proficient  | Close                | Far to Go            | Intervention |
| Baseline                          | Student 1, Student 2, Student 4, Student 6, Student 8                       | Student 3            | Student 7            | Student 5    |
| Quarter 1                         | Student 1, Student 2, Student 4, Student 6, Student 8                       | Student 3            | Student 5, Student 7 |              |
| Quarter 2                         | Student 1, Student 2, Student 3, Student 4, Student 6, Student 8            | Student 5, Student 7 |                      |              |
| Quarter 3                         | Student 1, Student 2, Student 3, Student 4, Student 5, Student 6, Student 8 | Student 7            |                      |              |
| Quarter 4                         |   |                      |                      |              |

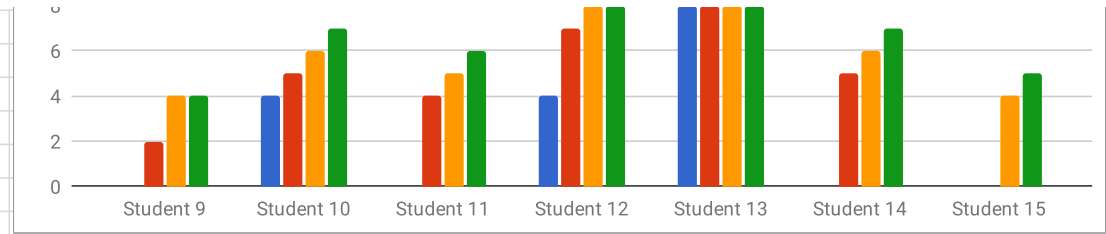


| PS - Students |            | Explores Shapes (2.2) |    |    |    |    |
|---------------|------------|-----------------------|----|----|----|----|
|               |            | Baseline              | Q1 | Q2 | Q3 | Q4 |
| 1             | Student 9  | 0                     | 2  | 4  | 4  |    |
| 2             | Student 10 | 4                     | 5  | 6  | 7  |    |
| 3             | Student 11 | 0                     | 4  | 5  | 6  |    |
| 4             | Student 12 | 4                     | 7  | 8  | 8  |    |
| 5             | Student 13 | 8                     | 8  | 8  | 8  |    |
| 6             | Student 14 | 0                     | 5  | 6  | 7  |    |
| 7             | Student 15 | 0                     | 0  | 4  | 5  |    |
| 8             |            |                       |    |    |    |    |

| PS Student Intervention Groups |   |       |           |   |
|--------------------------------|---|-------|-----------|---|
|                                | Proficient  | Close | Far to Go | Intervention                                  |
| Baseline                       | Student 10, Student 12, Student 13  |       |           | Student 9, Student 11, Student 14, Student 15 |
| Quarter 1                      | Student 10, Student 11, Student 12, Student 13, Student 14                        |       | Student 9 | Student 15                                    |
| Quarter 2                      | Student 9, Student 10, Student 11, Student 12, Student 13, Student 14, Student 15 |       |           |   |
| Quarter 3                      | Student 9, Student 10, Student 11, Student 12, Student 13, Student 14, Student 15 |       |           |   |
| Quarter 4                      |   |       |           |   |

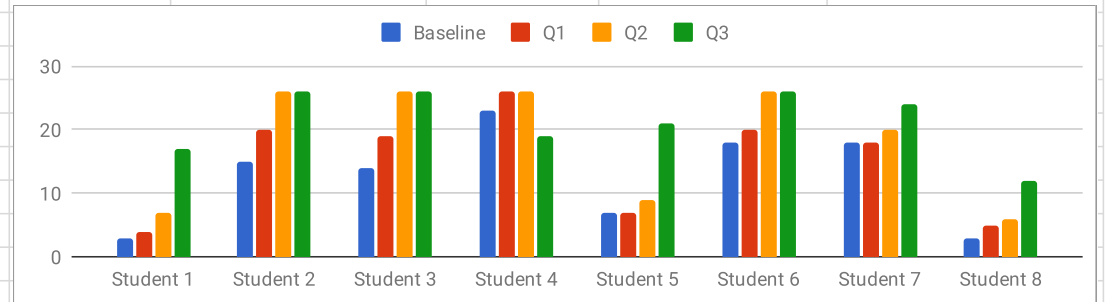


|    |  |  |  |  |  |  |
|----|--|--|--|--|--|--|
| 9  |  |  |  |  |  |  |
| 10 |  |  |  |  |  |  |
| 11 |  |  |  |  |  |  |
| 12 |  |  |  |  |  |  |
| 13 |  |  |  |  |  |  |
| 14 |  |  |  |  |  |  |
| 15 |  |  |  |  |  |  |




| Pre-K Students |           | Labeling Letters (4.2.B) |    |    |    |    |
|----------------|-----------|--------------------------|----|----|----|----|
|                |           | Baseline                 | Q1 | Q2 | Q3 | Q4 |
| 1              | Student 1 | 3                        | 4  | 7  | 17 |    |
| 2              | Student 2 | 15                       | 20 | 26 | 26 |    |
| 3              | Student 3 | 14                       | 19 | 26 | 26 |    |
| 4              | Student 4 | 23                       | 26 | 26 | 19 |    |
| 5              | Student 5 | 7                        | 7  | 9  | 21 |    |
| 6              | Student 6 | 18                       | 20 | 26 | 26 |    |
| 7              | Student 7 | 18                       | 18 | 20 | 24 |    |
| 8              | Student 8 | 3                        | 5  | 6  | 12 |    |
| 9              |           |                          |    |    |    |    |
| 10             |           |                          |    |    |    |    |
| 11             |           |                          |    |    |    |    |
| 12             |           |                          |    |    |    |    |
| 13             |           |                          |    |    |    |    |
| 14             |           |                          |    |    |    |    |
| 15             |           |                          |    |    |    |    |

| Pre-K Student Intervention Groups |  |  |                      |                                 |
|-----------------------------------|--|--|----------------------|---------------------------------|
|                                   | Proficient                                 | Close                                      | Far to Go            | Intervention                    |
| Baseline                          | Student 4                                  | Student 6, Student 7                       | Student 2, Student 3 | Student 1, Student 5, Student 8 |
| Quarter 1                         | Student 4                                  | Student 2, Student 3, Student 6, Student 7 |                      | Student 1, Student 5, Student 8 |
| Quarter 2                         | Student 2, Student 3, Student 4, Student 6 | Student 7                                  |                      | Student 1, Student 5, Student 8 |
| Quarter 3                         | Student 2, Student 3, Student 6, Student 7 | Student 1, Student 4, Student 5            | Student 8            |                                 |
| Quarter 4                         |  |  |                      |                                 |

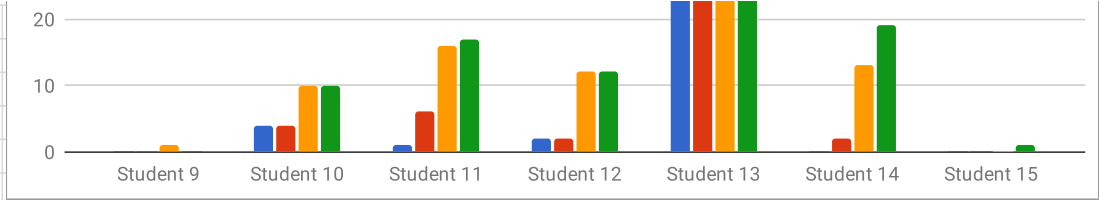


| PS - Students |            | Labeling Letters (4.2.B) |    |    |    |    |
|---------------|------------|--------------------------|----|----|----|----|
|               |            | Baseline                 | Q1 | Q2 | Q3 | Q4 |
| 1             | Student 9  | 0                        | 0  | 1  | 0  |    |
| 2             | Student 10 | 4                        | 4  | 10 | 10 |    |
| 3             | Student 11 | 1                        | 6  | 16 | 17 |    |
| 4             | Student 12 | 2                        | 2  | 12 | 12 |    |
| 5             | Student 13 | 24                       | 26 | 26 | 26 |    |
| 6             | Student 14 | 0                        | 2  | 13 | 19 |    |
| 7             | Student 15 | 0                        | 0  | 0  | 1  |    |
| 8             |            |                          |    |    |    |    |
| 9             |            |                          |    |    |    |    |

| PS Student Intervention Groups |  |            |            |   |
|--------------------------------|--|------------|------------|---|
|                                | Proficient                                     | Close      | Far to Go  | Intervention  |
| Baseline                       | Student 13                                     |            |            | Student 9, Student 10, Student 11, Student 12, Student 14, Student 15 |
| Quarter 1                      | Student 13                                     |            | Student 11 | Student 9, Student 10, Student 12, Student 14, Student 15             |
| Quarter 2                      | Student 11, Student 12, Student 13, Student 14 | Student 10 |            | Student 9, Student 15   |
| Quarter 3                      | Student 11, Student 12, Student 13, Student 14 | Student 10 |            | Student 9, Student 15   |
| Quarter 4                      |  |            |            |   |

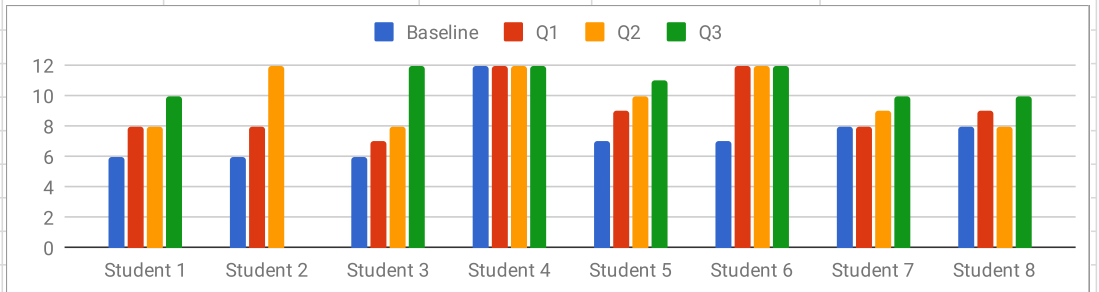


|    |  |  |  |  |  |  |
|----|--|--|--|--|--|--|
| 10 |  |  |  |  |  |  |
| 11 |  |  |  |  |  |  |
| 12 |  |  |  |  |  |  |
| 13 |  |  |  |  |  |  |
| 14 |  |  |  |  |  |  |
| 15 |  |  |  |  |  |  |



| Pre-K Students |           | Phonology (4.3.B) |    |    |    |    |
|----------------|-----------|-------------------|----|----|----|----|
|                |           | Baseline          | Q1 | Q2 | Q3 | Q4 |
| 1              | Student 1 | 6                 | 8  | 8  | 10 |    |
| 2              | Student 2 | 6                 | 8  | 12 |    |    |
| 3              | Student 3 | 6                 | 7  | 8  | 12 |    |
| 4              | Student 4 | 12                | 12 | 12 | 12 |    |
| 5              | Student 5 | 7                 | 9  | 10 | 11 |    |
| 6              | Student 6 | 7                 | 12 | 12 | 12 |    |
| 7              | Student 7 | 8                 | 8  | 9  | 10 |    |
| 8              | Student 8 | 8                 | 9  | 8  | 10 |    |
| 9              |           |                   |    |    |    |    |
| 10             |           |                   |    |    |    |    |
| 11             |           |                   |    |    |    |    |
| 12             |           |                   |    |    |    |    |
| 13             |           |                   |    |    |    |    |
| 14             |           |                   |    |    |    |    |
| 15             |           |                   |    |    |    |    |

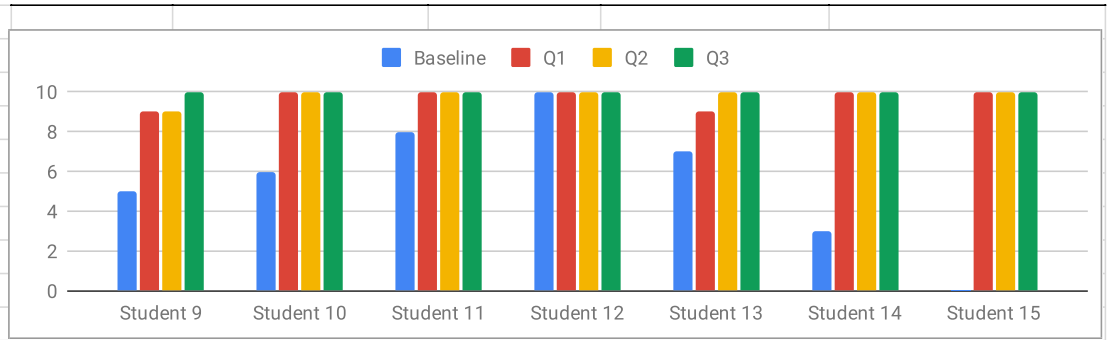
| Pre-K Student Intervention Groups |   |  |                                 |              |
|-----------------------------------|---|--|---------------------------------|--------------|
|                                   | Proficient  | Close  | Far to Go                       | Intervention |
| Baseline                          | Student 4   | Student 5, Student 6, Student 7, Student 8                       | Student 1, Student 2, Student 3 |              |
| Quarter 1                         | Student 4, Student 6  | Student 1, Student 2, Student 3, Student 5, Student 7, Student 8 |                                 |              |
| Quarter 2                         | Student 2, Student 4, Student 5, Student 6                                  | Student 1, Student 3, Student 7, Student 8                       |                                 |              |
| Quarter 3                         | Student 1, Student 3, Student 4, Student 5, Student 6, Student 7, Student 8 |  |                                 |              |
| Quarter 4                         |   |  |                                 |              |



| PS - Students |            | Phonology (4.3.B) |    |    |    |    |
|---------------|------------|-------------------|----|----|----|----|
|               |            | Baseline          | Q1 | Q2 | Q3 | Q4 |
| 1             | Student 9  | 5                 | 9  | 9  | 10 |    |
| 2             | Student 10 | 6                 | 10 | 10 | 10 |    |
| 3             | Student 11 | 8                 | 10 | 10 | 10 |    |
| 4             | Student 12 | 10                | 10 | 10 | 10 |    |
| 5             | Student 13 | 7                 | 9  | 10 | 10 |    |

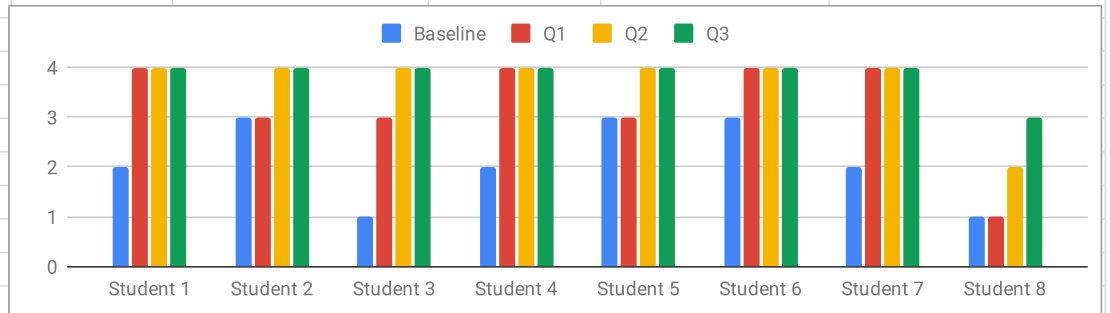
| PS Student Intervention Groups |   |                        |           |                        |
|--------------------------------|---|------------------------|-----------|------------------------|
|                                | Proficient  | Close                  | Far to Go | Intervention           |
| Baseline                       | Student 11, Student 12  | Student 10, Student 13 | Student 9 | Student 14, Student 15 |
| Quarter 1                      | Student 9, Student 10, Student 11, Student 12, Student 13, Student 14, Student 15 |                        |           |                        |
| Quarter 2                      | Student 9, Student 10, Student 11, Student 12, Student 13, Student 14, Student 15 |                        |           |                        |
| Quarter 3                      | Student 9, Student 10, Student 11, Student 12, Student 13, Student 14, Student 15 |                        |           |                        |
| Quarter 4                      |   |                        |           |                        |

|    |            |   |    |    |    |  |
|----|------------|---|----|----|----|--|
| 6  | Student 14 | 3 | 10 | 10 | 10 |  |
| 7  | Student 15 | 0 | 10 | 10 | 10 |  |
| 8  |            |   |    |    |    |  |
| 9  |            |   |    |    |    |  |
| 10 |            |   |    |    |    |  |
| 11 |            |   |    |    |    |  |
| 12 |            |   |    |    |    |  |
| 13 |            |   |    |    |    |  |
| 14 |            |   |    |    |    |  |
| 15 |            |   |    |    |    |  |



| Pre-K Students |           | Writing (5.1.C) |    |    |    |    |
|----------------|-----------|-----------------|----|----|----|----|
|                |           | Baseline        | Q1 | Q2 | Q3 | Q4 |
| 1              | Student 1 | 2               | 4  | 4  | 4  |    |
| 2              | Student 2 | 3               | 3  | 4  | 4  |    |
| 3              | Student 3 | 1               | 3  | 4  | 4  |    |
| 4              | Student 4 | 2               | 4  | 4  | 4  |    |
| 5              | Student 5 | 3               | 3  | 4  | 4  |    |
| 6              | Student 6 | 3               | 4  | 4  | 4  |    |
| 7              | Student 7 | 2               | 4  | 4  | 4  |    |
| 8              | Student 8 | 1               | 1  | 2  | 3  |    |
| 9              |           |                 |    |    |    |    |
| 10             |           |                 |    |    |    |    |
| 11             |           |                 |    |    |    |    |
| 12             |           |                 |    |    |    |    |
| 13             |           |                 |    |    |    |    |
| 14             |           |                 |    |    |    |    |
| 15             |           |                 |    |    |    |    |

| Pre-K Student Intervention Groups |   |                                 |                                 |                      |
|-----------------------------------|---|---------------------------------|---------------------------------|----------------------|
|                                   | Proficient  | Close                           | Far to Go                       | Intervention         |
| Baseline                          |   | Student 2, Student 5, Student 6 | Student 1, Student 4, Student 7 | Student 3, Student 8 |
| Quarter 1                         | Student 1, Student 4, Student 6, Student 7                                  | Student 2, Student 3, Student 5 |                                 | Student 8            |
| Quarter 2                         | Student 1, Student 2, Student 3, Student 4, Student 5, Student 6, Student 7 |                                 | Student 8                       |                      |
| Quarter 3                         | Student 1, Student 2, Student 3, Student 4, Student 5, Student 6, Student 7 | Student 8                       |                                 |                      |
| Quarter 4                         |   |                                 |                                 |                      |



| PS - Students |            | Writing (5.1.C) |    |    |    |    |
|---------------|------------|-----------------|----|----|----|----|
|               |            | Baseline        | Q1 | Q2 | Q3 | Q4 |
| 1             | Student 9  | 1               | 1  | 1  | 2  |    |
| 2             | Student 10 | 1               | 2  | 2  | 2  |    |
| 3             | Student 11 | 2               | 2  | 3  | 4  |    |

| PS Student Intervention Groups |            |                                    |  |   |
|--------------------------------|------------|------------------------------------|--|---|
|                                | Proficient | Close                              | Far to Go                                      | Intervention                                  |
| Baseline                       |            |                                    | Student 11, Student 13, Student 14             | Student 9, Student 10, Student 12, Student 15 |
| Quarter 1                      |            |                                    | Student 10, Student 11, Student 12, Student 13 | Student 9, Student 14, Student 15             |
| Quarter 2                      | Student 12 | Student 11, Student 13, Student 14 | Student 10                                     | Student 9, Student 15                         |



|    |            |   |   |   |   |  |
|----|------------|---|---|---|---|--|
| 4  | Student 12 | 1 | 2 | 4 | 4 |  |
| 5  | Student 13 | 2 | 2 | 3 | 4 |  |
| 6  | Student 14 | 2 | 1 | 3 | 4 |  |
| 7  | Student 15 | 1 | 1 | 1 | 2 |  |
| 8  |            |   |   |   |   |  |
| 9  |            |   |   |   |   |  |
| 10 |            |   |   |   |   |  |
| 11 |            |   |   |   |   |  |
| 12 |            |   |   |   |   |  |
| 13 |            |   |   |   |   |  |
| 14 |            |   |   |   |   |  |
| 15 |            |   |   |   |   |  |

|           |  |  |                                   |  |
|-----------|--|--|-----------------------------------|--|
| Quarter 3 | Student 11, Student 12, Student 13, Student 14 |  | Student 9, Student 10, Student 15 |  |
| Quarter 4 |  |  |                                   |  |

